



Microscopes



COMPOUND

STEREO

CAMERAS

DIGITAL

POLARISATION

ILLUMINATION

DISSECTION

PRIMARY

LABORATORY

2015



the new EcoCam



BMS compound microscopes

1



BMS Basic	2
BMS 100FL & 200FL series	7
BMS 136 series	13
BMS 146 series	20
BMS EduLed series	23
BMS C0 series	30
BMS D1 series	32

2
7
13
20
23
30
32

**BMS BASIC
MICROSCOPES**

Microscope BMS 3-A

- Eyepiece: WF10x/18 mm, locked
- Tube: monocular
- Head: fixed
- Nosepiece: triple
- Objectives: DIN achromatic 4x (NA 0,10), 10x (NA 0,25) and 40x (NA 0,65) spring loaded
- Stage: with 2 stage clips
- Focusing: coarse focussing knobs with slip clutch
- Condenser: fixed, N.A. 0,65 with disc diaphragm with six apertures
- Illumination: rotatable plano and concave mirror, Ø 50mm
- Supplied with: dust cover, manual, tension wrench
- Magnification: 40x, 100x and 400x
- Stand: 3/4 size
- Package dimension: 20 x 15 x 32 cm
- Mass: 1,4 kg



75900 Microscope BMS 3-A € 69,00

75900

Microscope BMS 3-AF

- Eyepiece: WF10x/18 mm, locked
- Tube: monocular
- Head: fixed
- Nosepiece: triple
- Objectives: DIN achromatic 4x (NA 0,10), 10x (NA 0,25) and 40x (NA 0,65) spring loaded
- Stage: with 2 stage clips
- Focussing: coarse and fine focussing knobs with slip clutch
- Condenser: fixed, N.A. 0,65 with disc diaphragm with six apertures
- Illumination: rotatable plano and concave mirror, Ø 50 mm
- Supplied with: dust cover, manual, tension wrench
- Magnification: 40x, 100x and 400x
- Stand: full size
- Package dimension: 28 x 20 x 38 cm
- Mass: 2,2 kg



75910 Microscope BMS 3-AF € 84,00

75910



Microscope BMS 037 LED

Two microscope types in ONE - incident and transmitted light microscope!

The new BMS 037 LED is an ideal starter microscope.

The microscope's stability is optimized by the robust stand and base construction. Because of its cleverly placed handle in the stand the BMS 037 LED will move effortlessly wherever you need it to be.

The enhanced LED illumination combines the advantages of an incident light type with a transmission type to a handy combined microscope. The transmitted and incident light are separately operable and are adjustable by a dimmer.

This microscope has a 10x wide field eye piece mounted at a 45 degree angle for comfort. The triple nosepiece features 4x, 10x, 40x objectives with a total magnification of 400x. The fixed condenser N.A. 0,65 is provided with a six aperture disc diaphragm to adjust the amount of light coming through the specimen slide. This BMS 037 LED may be a basic starter microscope but its optics are far better than you might expect from its low price. It is a very good value that will let you observe a hidden realm of detail and structure within everyday objects that is totally invisible to the unaided eye.



Specifications

- Eyepiece: WF10x/18mm, locked
- Tube: 45° inclined
- Head: 360° rotatable
- Focussing mechanism: coarse focussing knobs
- Nosepiece: triple
- Objectives: DIN achromatic 4x, 10x and 40x (spring loaded)
- Stage: with 2 stage clips and slide protection
- Condenser: fixed, N.A. 0,65 with a six aperture disc diaphragm
- Illumination: 1 LED incident and 1 LED transmitted light; incident light only suitable for the 40x and 100x magnification range
- Magnification: 40x, 100x and 400x
- Power supply: through 3 rechargeable AA batteries 1300mA
- Including: dust cover, 3 rechargeable AA batteries 1300mA and adapter with charge indicator

75938	Microscope BMS 037 LED	€ 88,00
--------------	------------------------	---------

75938

Microscope BMS 037 LED Pro

Specifications:

- Eyepiece: WF10x/18mm, locked
- Tube: monocular 45° inclined
- Head: 360° rotatable
- Focussing mechanism: coaxial coarse and fine focussing knobs
- Nosepiece: quadruple
- Objectives: DIN achromatic 4x, 10x, 40x (spring loaded) and 100x (oil immersion, spring loaded)
- Mechanical stage: built-in, with low-position coaxial controls
- Condenser: spiral, Abbe N.A. 1.25, adjustable in height
- Illumination: 1 LED incident and 1 LED transmitted light; incident light only suitable for the 40x and 100x magnification range
- Magnification: 40x, 100x, 400x and 1000x
- Power supply: through 3 rechargeable AA batteries 1300mA
- Including: dust cover, 3 rechargeable AA batteries 1300mA and adapter with charge indicator



75939	Microscope BMS 037 LED Pro	€ 156,00
--------------	----------------------------	----------

75939



75957

BMS microscope starting kit

Existing of:

- 5 prepared slides
- 5 plain slides
- Cover glass
- Forceps
- Bottle of red stain
- Bottle of blue stain
- Plastic dropper
- Approx. 50 sheets of optical lens paper
- Needle
- Cotton stick
- Petri dish

- Self adhesive labels

75957 BMS starter kit € 15,00



75946

Digital head 1,3 megapixels

- replaces the standard head of model 037, 146
- comes complete with 45° tube, however without eyepiece
- included software BMS_pix
- included USB cable

75946 Digital head 1,3 MP €199,00



75923

Mirror for microscope BMS 3-A/3-AF

- diam.: 44 mm

75923 Mirror, BMS 3 A/3 AF € 14,80



75921

Detachable LED illuminator for BMS 3-AF

with Euro power plug

75921 LED illuminator € 27,60



75920

Detachable illuminator 230V-15W for BMS 3-AF (75910)

with euro power plug

75920 Detachable illuminator € 25,60



75922

Detachable illuminator for BMS 3-AF, UK

75922 Detachable illuminator € 25,60



15543

Lens tissues

15543 Lens tissues € 3,10



76031

Wooden storage case

76031 Wooden storage case € 64,50



29558

Battery rechargeable

- Voltage: 1.2 V
- Type: R06 nickel metal hydride, AA battery
- Dimensions: 50 x Ø 14 mm
- Capacity: 1300 mAh

29558 Battery 1.2 V R06 NiMH € 3,10



75925.3

Battery rechargeable 4,6V for BMS 036

- Voltage: 4.6 V
- Type: nickel metal hydride
- Dimensions: 30 x 15 mm

75925.3 Battery 4,6V € 4,90



76033

Carrying case for BMS microscope

- size: 40 x 26 x 19 cm
- for models 036, 037, 100FL, 136, 146, MS2 and stereo models S05 till S40.

76033 Carrying case € 26,50



Microscope BMS 200 FL LED

- Eyepiece: WF10x/18mm with pointer, locked
- Tubes: first tube 45° inclined with eyepiece, second tube 90° without eyepiece
- Nosepiece: triple
- Objectives: DIN achromatic 4x, 10x and 40x (spring loaded)
- Focussing mechanism: coarse with slip clutch and fine focussing knobs with slide protection
- Stage: 110 x 120mm metal plan stage with 2 stage clips
- Condenser: fixed, N.A. 0.65 with built-in iris diaphragm and filter holder
- Illumination: new generation power LED. Light intensity stepless adjustable through rotary potentiometer. Light output comparable with 20W halogen illumination.
- Lifespan: approx. 50,000 hours
- Magnification: 40x, 100x and 400x. Optional extendable up to 900x
- Power supply: 90 - 240 V / 50 Hz. The electric circuit is protected by a fuse.
- Detachable power cord
- Including: dust cover, tension wrench and manual

760155

760155 Microscope BMS 200 FL LED € 151,00

BMS 100FL	76007	76010	76011	760155
Tube: 45° inclined	■	■	■	
Tubes: first tube 45° inclined with eyepiece, second tube 90° without eyepiece				■
Illumination: power LED (15-20W), adjustable	■			
Illumination: tungsten bulb 230V-20W		■		
Illumination: new generation power LED, adjustable			■	■
Battery charger: 90~240 V to 7,5 V	■			
Power supply: 230 V / 50/60 Hz.		■		
Power supply: 90 - 240 V / 50 Hz.			■	■
Detachable power cord	■	■	■	■
Price in €	155,00	116,00	135,00	151,00





76041

Objective 10x BMS, achromatic, NA 0,25

76041 Objective 10x BMS € 24,50



76043

Objective 100x BMS, achr., NA 1,25, spring loaded and oil immersion

76043 Objective 100x BMS € 64,00



760465

Eyepiece WF 10x without pointer

• Diameter: 23,2 mm

760465 Eyepiece WF 10x € 21,00



76042

Objective 40x BMS, achr., NA 0,65, spring loaded

76042 Objective 40x BMS € 38,00



76045

Eyepiece H 5x

• Diameter: 23,2 mm

76045 Eyepiece H 5x € 19,00



76047

Eyepiece WF 15x

• Diameter: 23,2 mm

76047 Eyepiece WF 15x € 19,80



76038

Objective 60x BMS, achr., NA 0,80, spring loaded

76038 Objective 60x BMS € 58,00



76044

Eyepiece H 10x

• Diameter: 23,2 mm

76044 Eyepiece H 10x € 21,00



77042

Micrometer eyepiece WF10x/18 mm

• with built in eyepiece micrometer 10mm in 0,01mm
• Diameter: 23,2 mm

77042 Micrometer eyepiece € 33,30



76046

Eyepiece WF 10x with pointer

• Diameter: 23,2 mm

76046 Eyepiece WF 10x with € 24,00



77081

Eyepiece micrometer 10mm in 0,01mm, diameter 19mm

77081 Eyepiece micrometer € 17,20



76010.02

Iris diafragma for mounting under the object table

76010.02 Iris diafragma € 24,00



76010.01

Iris diafragma (only the iris in holder)

76010.01 Iris diafragma € 9,00



29558

Battery rechargeable

- Voltage: 1.2 V
- Type: R06 nickel metal hydride, AA battery
- Dimensions: 50 x Ø 14 mm
- Capacity: 1300 mAh

29558 Battery rechargeable € 3,10



76999

Detachable power cord with UK plug

76999 Power cord with UK plug € 4,50



760825

Charger EUR for BMS 1-LED 230V-7,5V/1A

760825 Charger € 19,00



76998

Converter EUR plug to CH

76998 Converter € 4,50

760766

Charger Euro for BMS 100FL, 4LED, 6,0V/500mA

760766 Charger € 19,00



760835

Charger UK for BMS 1-LED 230V-7,5V/1A

760835 Charger € 19,00

Microscope BMS 136 Bino LED CIS



- Eyepieces: WF10x/18mm (pair), one with pointer, interpupillary distance adjustable 55 - 75 mm
- Tubes: binocular, 45° inclined, Siedentopf, with dioptic compensation on left tube +/- 5 dioptres
- Head: 360° rotatable
- Nosepiece: quadruple
- Objectives: DIN achromatic 4x, 10x, 40x (spring loaded) and 100x (spring loaded and oil immersion)
- Focussing mechanism: coaxial coarse and fine focussing knobs on both sides with slip clutch and slide protection
- Stage: built-in, mechanical stage with low-position coaxial controls, travel range: 70 x 30 mm; stage size 130 x 130 mm
- Condenser: Abbe condenser NA 1.25 in centrable holder, adjustable in height through rack and pinion, with iris diaphragm
- Illumination: 1 Super LED 0.5W (comparable with 20W halogen), adjustable
- LED lamp lifetime: up to 50.000 hours
- Fully charged: last 60 hours
- Magnification: 40x, 100x, 400x and 1000x, expandable up to 1500x
- Including: dustcover, batteries, manual, charger and adapter 230V-7,5V

74875	Microscope BMS 136 Bino LED CIS	€ 310,00
--------------	---------------------------------	----------

74875

74877	Microscope BMS 136 Bino LED CIS 60	€ 310,00
--------------	------------------------------------	----------

Microscope BMS 136 Trino LED CIS



- Eyepieces: WF10x/18mm (pair), one with pointer, interpupillary distance adjustable 55 - 75 mm
- Tubes: trinocular, 45° inclined, Siedentopf, with dioptic compensation on left tube +/- 5 dioptres. Third tube for photo and video recording
- Head: 360° rotatable
- Nosepiece: quadruple
- Objectives: DIN achromatic 4x, 10x, 40x (spring loaded) and 100x (spring loaded and oil immersion)
- Focussing mechanism: coaxial coarse and fine focussing knobs on both sides with slip clutch and slide protection
- Stage: built-in moveable specimen holder, x- and y-movement with coaxial knobs, travel range: 70 x 30 mm; stage size 130 x 130 mm
- Condenser: Abbe condenser NA 1.25 in centrable holder, adjustable in height through rack and pinion, with iris diaphragm and filter holder
- Illumination: 1 Super LED 0.5W (comparable with 20W halogen), adjustable
- LED lamp lifetime: up to 50.000 hours
- Fully charged: last 60 hours
- Magnification: 40x, 100x, 400x and 1000x, expandable up to 1500x
- Detachable power cord
- Including: dustcover, batteries, manual, charger and adapter 230V-7,5V

74880	Microscope BMS 136 Trino LED CIS	€ 350,00
--------------	----------------------------------	----------

74880

74882	Microscope BMS 136 Trino LED CIS 60	€ 350,00
--------------	-------------------------------------	----------



748345

Microscope head with 3 megapixel camera for BMS 136

748345 Microscope head € 249,00



74859

Polarizer set

74859 Polarizer set € 59,00



738910

Darkfield ring

Darkfield ring for mounting in condenser BMS microscopes

- Diameter: 32mm

738910 Darkfield ring € 6,50



76026

Microscope maintenance toolbox

With the following content:

- screwdriver, Philips head, 1
- screwdriver, Philips head, 2
- offset screwdriver, 1 + 2
- precision screwdriver, Philips head; 2,4mm
- precision screwdriver, Philips head; 3mm
- precision screwdriver; 1,2mm
- precision screwdriver; 2mm
- allen key; 1,5mm
- allen key; 2mm
- allen key; 3mm
- crescent shaped wrench for friction of coarse focussing
- tube of grease to lubricate moving parts of microscope
- lens paper

76026 maintenance toolbox € 22,00



74821

Head for BMS 136, monocular

Head supplied **WITHOUT** eyepiece.

74821 Head for BMS 136 € 29,00



74820

Head for BMS 136, binocular

Head supplied **WITHOUT** eyepieces.

74820 Head for BMS 136 € 65,00



74819

Head for BMS 136, trinocular

Head supplied **WITHOUT** eyepieces.

74819 Head for BMS 136 € 75,00



74823

Head for BMS 136, 2x45 degrees

74823 Head for BMS 136 € 29,00



74824

Head for BMS 136, 1x90° and 1x45°

Head for BMS 136 series with teaching head
• Tube: first tube 45° inclined, second tube 90° without eyepieces

74824 Head for BMS 136 € 51,00



748244

Head for BMS 136 POL, 1x90° and 1x45°

Head for BMS 136 POL with teaching head
• Tube: first tube 45° inclined, second tube 90° without eyepieces

748244 Head for BMS 136 POL € 71,00



74832

Eyepiece WF10x with pointer

74832 Eyepiece WF 10x € 24,00



74833

Eyepiece WF10x, 1x with and without pointer

74833 Eyepiece WF10x € 48,00



77042

Micrometer eyepiece WF10x/18 mm

- with built in eyepiece micrometer 10mm in 0,01mm
- Diameter: 23,2 mm

77042 Micrometer eyepiece € 33,30



76053

Blue filter, 32mm

76053 Blue filter, 32mm € 3,30



76054

Dust cover

76054 Dust cover € 2,70



77081

Eyepiece micrometer 10mm in 0,01mm, diameter 19mm

77081 Eyepiece micrometer € 17,20



770818

Crosshair insert disc for eyepiece

- Ø: 19mm

770818 Crosshair insert disc € 24,00

770812

Ring to lock graticule for 77081 or 770818

770812 Ring to lock graticule € 7,50



77090

Stage micrometer graticule 1mm in 0.01mm

77090 Stage micrometer € 22,40



74822

Aluminium microscope case for BMS 136

- suitable for monocular models

74822 microscope case € 64,50



74825

Plastic microscope case for BMS 136

- suitable for monocular models

74825 microscope case € 44,50



15543

Lens tissues

15543 Lens tissues € 3,10

BMS 146 SERIES

Microscope BMS 145 FLQ LED



- Eyepiece: Wide field 10x/18 mm with pointer, locked
- Tube: monocular, 45° inclined
- Head: 360° rotatable
- Nosepiece: triple
- Objectives: DIN achromatic 4x, 10x and 40x (spring loaded)
- Focussing mechanism: dual segregated coarse and fine focus controls
- Stage: 110 x 120mm metal plan stage with slide protecton and two stage clips
- Condenser: fixed, NA 0.65 with iris diaphragm
- Illumination: new generation power LED. Light intensity continously adjustable through rotary potentiometer. Light output comparable with 20 W halogen.
- Life span LED: approx. 50,000 hours
- Magnification: 40x, 100x and 400x. Optional expandable 1500x maximum
- Operating voltage: 90~240 V / 50 Hz
- Detachable power cord
- Supplied with: dust cover, manual, power plug

748885 Microscope BMS 145 FLQ LED € 135,00

748885

Microscope BMS 146 FLAsQ LED



- Eyepiece: Wide field 10x/18mm with pointer, locked
- Tube: monocular, 45° inclined
- Head: 360° rotatable
- Nosepiece: quadruple
- Objectives: DIN achromatic 4x, 10x and 40x (spring loaded)
- Focussing mechanism: dual coaxial coarse and fine focus controls
- Stage: 110 x 120mm metal plan stage with slide with two stage clips
- Condenser: spiral mounted 1.25 NA Abbe condenser with built-in iris diaphragm, adjustable in height
- Illumination: new generation power LED 1 W. Light intensity continously adjustable through rotary potentiometer. Light output comparable with 20 W halogen.
- Life span LED: approx. 50,000 hours
- Magnification: 40x, 100x and 400x, optional expandable 1500x maximum
- Operating voltage: 90~240 V / 50 Hz
- Detachable power cord
- Supplied with : dust cover, manual, power cord

748905 Microscope BMS 146 FLAsQ LED € 149,00

748905

Microscope BMS 146 FLArQ LED mono



- Eyepiece: Wide field 10x/18mm with pointer, locked
- Tube: monocular, 45°
- Head: 360° rotatable
- Nosepiece: quadruple
- Objectives: DIN achromatic 4x, 10x and 40x (spring loaded)
- Focussing mechanism: dual coaxial coarse and fine focus controls
- Stage: built-in mechanical stage with coaxial controls. XY adjustment through ergonomic arranged knobs.
- Condenser: rack and pinion Abbe condenser NA 1.25 with iris diaphragm, adjustable in height
- Illumination: new generation power LED 1 W. Light intensity continously adjustable through rotary potentiometer. Light output comparable with 20 W halogen.
- Life span LED: approx. 50,000 hours
- Magnification: 40x, 100x and 400x, optional expandable 1500x maximum
- Operating voltage: 90~240 V / 50 Hz
- Detachable power cord
- Supplied with: dust cover, manual, power cord

748910 Microscope BMS 146 FLArQ LED MONO € 199,00

748910



Digital head 3 megapixels

- mounted instead of the standard head
- comes complete with 45° tube, without eyepiece
- easy to mount in place where the standard head is normally situated
- Digital port: USB 2.0
- Software: BMS_pix
- USB cable: 1,5 meter

748975 Digital head 3 megapixels

€ 254,00

748975



Microscope BMS EduLed FLArQ MONO

The BMS EduLed microscope is a high quality, robust and well equipped microscope ideal for school, study and hobby purposes. Rechargeable batteries enable the BMS EduLed to function also as a portable field microscope.



The transmitted light illumination of BMS EduLed FLArQ is performed by a LED with dimmer (for continuous variation of light intensity) and a height-adjustable Abbe condenser with iris diaphragm. This allows the instrument to have not only the usual 4x, 10x and 40x objective but also the 100x oil immersion objective. These all are DIN achromatic Semi Plan objectives. With the 10x wide field eyepiece you get a total magnification range of 40x-400x (optional 600x and/or 1000x). The optical ingredients provide sharp, clear and true-colour images with high-contrast. The microscope has a 360° rotatable monocular viewing, coaxial coarse and fine focusing drive and a mechanical stage which has ergonomic arranged coaxial controls for easy handling.

With useful accessories you can build this microscope into a more powerful system.

- Eyepiece: Wide field 10x/18mm with pointer, locked, with eyecups.
- Tube: monocular, 45° inclined
- Head: 360° rotatable with ball bearing movement
- Nosepiece: quadruple
- Objectives: DIN achromatic Semi Plan 4x, 10x and 40x (spring loaded). Optional 60x or 100x
- Focussing mechanism: dual coaxial coarse and fine focus controls
- Stage: built-in mechanical stage with ergonomic arranged coaxial controls
- Condenser: rack and pinion Abbe condenser N.A. 1.25 with iris diaphragm, adjustable in height
- Illumination: power LED (comparable with 20W halogen), adjustable
- Magnification: 40x, 100x and 400x, optional expandable 1500x maximum
- Supplied with: dust cover, manual, 3x AA rechargeable batteries 1300mA, battery charger 7,5V adapter

738870 Microscope BMS EduLed FLArQ MONO

€ 244,00

738870

Microscope BMS EduLed FLArQ BINO

The BMS EduLed microscope is a high quality, robust and well equipped microscope ideal for school, study and hobby purposes. Rechargeable batteries enable the BMS EduLed to function also as a portable field microscope.



The transmitted light illumination of BMS EduLed FLArQ is performed by a LED with dimmer (for continuous variation of light intensity) and a height-adjustable Abbe condenser with iris diaphragm. This allows the instrument to have not only the usual 4x, 10x and 40x objective but also the 100x oil immersion objective. These all are DIN achromatic Semi Plan objectives. With the two 10x wide field eyepieces you get a total magnification range of 40x-400x (optional 600x and/or 1000x). The optical ingredients provide sharp, clear and true-colour images with high-contrast. The microscope has a 360° rotatable binocular viewing, coaxial coarse and fine focusing drive and a mechanical stage which has ergonomic arranged coaxial controls for easy handling.

With useful accessories you can build this microscope into a more powerful system.

- Eyepieces: two Wide field 10x/18mm, one with pointer, locked, with eyecups, IPD adjustable
- Tubes: binocular, 45° inclined, Siedentopf with dioptic compensation on one tube
- Head: 360° rotatable with ball bearing movement
- Nosepiece: quadruple
- Objectives: DIN achromatic Semi Plan 4x, 10x and 40x (spring loaded). Optional 60x or 100x
- Focussing mechanism: dual coaxial coarse and fine focus controls
- Stage: built-in mechanical stage with ergonomic arranged coaxial controls
- Condenser: rack and pinion Abbe condenser N.A. 1.25 with iris diaphragm, adjustable in height
- Illumination: power LED (comparable with 20W halogen), adjustable
- Magnification: 40x, 100x and 400x, optional expandable 1500x maximum
- Supplied with: dust cover, manual, 3x AA rechargeable batteries 1300mA, battery charger 7,5V adapter

738875 Microscope BMS EduLed FLArQ BINO

€ 334,00

738875

BMS EduLed	738860	738865	738870	738875	738880	738860CP	738865CP	738870CP	738875CP	738880CP
Eyepiece: WF10x/18mm with pointer	■	■	■			■	■	■		
Eyepieces: WF10x/18mm (pair), one with pointer				■	■				■	■
Tube: 45° inclined	■	■	■			■	■	■		
Tubes: binocular, 45° inclined, Siedentopf				■					■	
Tubes: trinocular, 45° inclined, Siedentopf, Third tube for photo/video					■					■
Objectives: DIN Semi Plan 4x, 10x and 40x	■	■	■	■	■	■	■	■	■	■
Focussing mechanism: dual coaxial coarse and fine focus controls	■	■	■	■	■	■	■	■	■	■
Stage: with 2 stage clips	■	■				■	■			
Stage: built-in moveable specimen holder, coaxial knobs			■	■	■			■	■	■
Condenser: fixed, N.A. 0,65	■					■				
Condenser: spiral N.A. 1,25 Abbe		■					■			
Condenser: Abbe condenser N.A. 1,25 rack and pinion			■	■	■			■	■	■
Illumination: 1 Super LED, adjustable	■	■	■	■	■	■	■	■	■	■
Cordless, 3x AA batterie and 7,5 V charger	■	■	■	■	■					
90~240V input with detachable power cord						■	■	■	■	■
Price in Euro's	175,00	185,00	244,00	334,00	364,00	175,00	185,00	244,00	334,00	364,00



738636

Bino head BMS EduLed

without eyepieces

738636 Bino head € 65,00



738638

Trino head BMS EduLed

without eyepieces

738638 Trino head € 79,00



738640

Eyepiece WF10x with pointer BMS EduLed

• Diameter: 23,2 mm

738640 Eyepiece WF10x € 35,00



738642

Eyepiece WF10x without pointer BMS EduLed

• Diameter: 23,2 mm

738642 Eyepiece WF10x € 29,00



738896

Rubber eyecup for BMS EduLed

738896 Rubber eyecup € 0,80



760825

Charger EUR for BMS 1-LED 230V-7,5V/1A

760825 Charger EUR € 19,00



760835

Charger UK for BMS 1-LED 230V-7,5V/1A

760835 Charger UK € 19,00



77042

Micrometer eyepiece WF10x/18 mm

• with built in eyepiece micrometer 10mm in 0,01mm
• Diameter: 23,2 mm

77042 Micrometer eyepiece € 33,30



75340

Microscope storage case, aluminium

• Dimensions including lid (wxdxh): 325 mm x 275 mm x 530 mm
• Dimensions excluding lid (wxdxh): 325 mm x 275 mm x 450 mm
• Suitable: EduLed, D1, C0, C1, C2, D1, Stereo range 11 till 143

75340 storage case € 82,50



29558

Battery rechargeable

• Voltage: 1.2 V
• Type: R06 nickel metal hydride, AA battery
• Dimensions: 50 x Ø 14 mm
• Capacity: 1300 mAh

29558 Battery rechargeable € 3,10



7605101

Screwcap for objective hole

7605101 Screwcap € 0,60

BMS C0 SERIES

Microscope BMS C0-211 Monocular with Semi Plan objectives

Microscopes from the range BMS C0 are characterised by their robust design, good mechanical and optical quality.

Monocular microscope

- Eyepiece: Widefield 10x/18mm
- Tube: monocular, 30° inclined
- Head: 360° rotatable
- Nosepiece: quadruple
- Objectives: DIN Semi Plan 4x, 10x, 40x (spring loaded) and 100x (spring loaded, oil immersion)
- Focussing mechanism: coaxial coarse and fine focusing knobs with built-in tension adjustment and focus stop for preventing damage to slides and objectives
- Stage: built-in mechanical stage 132mm x 142mm, moving range 50mm x 76mm with specimen holder, controlled by coaxial knobs at low position
- Condenser: rack and pinion 1,25 Abbe condenser with iris diaphragm and filter holder
- Illumination: Halogen bulb 6V/20W adjustable
- Input power: 85V-265V/50Hz
- Total magnification: 40x, 100x, 400x and 1000x
- Detachable power cord
- Supplied with: dust cover, blue filter and manual



739950 Microscope BMS C0-211

€ 300,00

739950

Microscope BMS C0-220 Binocular with Semi Plan objectives

Microscopes from the range BMS C0 are characterised by their robust design, good mechanical and optical quality.

- Binocular microscope
- Eyepieces: 2x Widefield 10x/18mm
- Tube: binocular, 30° inclined, IPD range: 54 - 75 mm, diopter adjustment: +/- 5 D both sides
- Head: 360° rotatable
- Nosepiece: quadruple
- Objectives: DIN Semi Plan 4x, 10x, 40x (spring loaded) and 100x (spring loaded, oil immersion)
- Focussing mechanism: Coaxial coarse and fine focusing knobs with built-in tension adjustment and focus stop for preventing damage to slides and objectives
- Stage: Built-in mechanical stage 132mm x 142mm, moving range 50mm x 76mm with specimen holder, controlled by coaxial knobs at low position
- Condenser: Rack and pinion 1,25 Abbe condenser with iris diaphragm and filter holder
- Illumination: Halogen bulb 6V/20W adjustable
- Input power: 85V-265V/50Hz
- Total magnification: 40x, 100x, 400x and 1000x
- Detachable power cord
- Supplied with: dust cover, blue filter and manual



739960 Microscope BMS C0-220

€ 350,00

739960

BMS D1 SERIES

MICROSCOPES

600X MAGNIFICATION

Microscope BMS D1-211A monocular

The BMS D1 microscope has high resolution objectives and a wide field (WF) eyepiece with plan optics.

The optics allow the user to view colourful, high contrast, clear images. The stability of the microscope is guaranteed by the solid design of the stand and its base. The stand also has a wide window on the rear.

The BMS D1 microscope is equipped with a large stage and an integrated movable specimen holder. The large working surface, 140 x 150 mm, easily allows two slides at once. The integrated X-Y specimen holder is easy to use thanks to the ergonomically placed coaxial controls.

The Abbe condenser comes complete with a slot for inserting various accessories such as dark field or phase contrast sliders. The condenser can be adjusted in height using the rack and pinion system.

All optical surfaces (eyepiece and objectives) are coated with an anti-fungus layer.

The new generation LED illumination gives comfort and rest to the eye. The spectrum of the LED is equal to that of natural day light and is adjustable in intensity. The LED light source is comparable to a 30W halogen light source.

- Eyepiece: WFP 10x / 18mm with foldable eye cups
- Tube: 45° inclined, 160 mm tube length, with grub screw to lock in the eyepiece
- Head: monocular, 360° rotatable, with lock bolt and milled edged screw
- Nosepiece: quintuple, ball bearing type with rubber grip
- Objectives: DIN achromatic high resolution, 4x (N.A. 0.10), 10x (N.A. 0.25), 40x (N.A. 0.65), 60x (N.A. 0.85). The 40x and 60x objectives are spring loaded (for slide protection)
- Focusing: coaxial coarse and fine adjustment on both sides. Fine adjustment is supplied with a scale division. Each division equals 0.0015 mm (0.30 mm/rotation)
- Stage: 140 x 150 mm, suitable for two slides at one time. Equipped with integrated movable specimen holder with ergonomically placed coaxial controls for accurate X-Y movement. Range 77 x 52 mm
- Condenser: Abbe condenser (N.A. 1.25) in holder, with centering screws. Adjustable height via rack and pinion. With iris diaphragm (0 - 100% adjustable). With slot for inserting various accessories, e.g. dark field or phase contrast sliders (optional)
- Illumination: new generation LED (3 Watt). Light intensity is continuously variable by means of potentiometer. Intensity comparable with 30W halogen
- Life span LED: approx. 50,000 hours
- Magnification: 40x, 100x, 400x and 600x. Optional to be extended to 2000x
- Voltage: 90 ~ 240 V / 50 Hz. The electric circuit is protected by a dual fuse system
- Detachable power cord
- Supplied with: dust cover and user manual



7460106

7460106	Microscope BMS D1-211A monocular	€ 349,00
7460206	Microscope BMS D1-220A binocular	€ 425,00
7460306	Microscope BMS D1-223A trinocular	€ 475,00
7461106	Microscope BMS D1-211ePlan monocular	€ 425,00
7461206	Microscope BMS D1-220ePlan binocular	€ 499,00
7461306	Microscope BMS D1-223ePlan trinocular	€ 549,00
7462106	Microscope BMS D1-211Plan monocular	€ 549,00



7460206



7460306



7461106



7461206



7461306



7462106

BMS D1, 600x	7460106	7460206	7460306	7461106	7461206	7461306	7462106
Eyepiece: WFP 10x / 18mm with foldable eye cups	■	■ (2x)	■ (2x)	■	■ (2x)	■ (2x)	
Eyepiece: WFP 10x / 20mm with foldable eye cups							■
Head: monocular, 360° rotatable	■			■			■
Head: binocular, 360° rotatable		■			■		
Head: trinocular, 360° rotatable			■			■	
Objectives: DIN achromatic, 4x, 10x, 40x, 60x	■	■	■				
Objectives: DIN ePlan, 4x, 10x, 40x, 60x				■	■	■	
Objectives: DIN Plan, 4x, 10x, 40x, 60x							■
Illumination: new generation LED (3 Watt)	■	■	■	■	■	■	
Illumination: Köhler new generation LED (3 Watt)							■
Voltage: 90 ~ 240 V / 50 Hz.	■	■	■	■	■	■	■
Price in €	349,00	425,00	475,00	425,00	499,00	549,00	549,00



746520

Polarizing kit BMS D1

Designed for D1 Achromat, ePlan and Plan.

746520 Polarizing kit BMS D1 € 169,00



746550

Photo adapter for BMS D1 223 trinocular

T2-ring for photo camera not included.

746550 Photo adapter € 109,00



746557

Video adapter BMS D1 for 1/2 inch camera

Video adapter has 0,5x lens system for use of camera with 1/2 inch sensor.

746557 Video adapter € 119,00



746555

Video adapter BMS D1 for 1/3 inch camera

Video adapter has 0,35x lens system for use of camera with 1/3 inch sensor

746555 Video adapter € 119,00



746448

Darkfield slider for BMS D1

Slider has two apertures. One for the darkfield and one for brightfield use.

746448 Darkfield slider € 125,00



746449

Darkfield slider for BMS D1 Köhler

Slider consists of two apertures.

One for darkfield and one for standard view.
• 4x - 40x

746449 Darkfield slider € 109,00



746505

Phase kit 10x/40x

Phase Kit comprising of:

- Phase objective Ph10x
- Phase objective Ph40x
- Phase slider 10x/40x
- Phase telescope

746505 Phase kit 10x/40x € 475,00



746507

Phase kit 20x/100x

Phase Kit comprising of:

- Phase objective Ph20x
- Phase objective Ph100x
- Phase slider 20x/100x
- Phase telescope

746507 Phase kit 20x/100x € 499,00



75410

EPI-fluorescence attachment

The epi-illumination is through 100 Watt high pressure mercury lamp. The lamphousing is attached to the fluorescence filter block.

The exciting light spectrum range is 350mm - 580mm.
The fluorescent light spectrum range 420mm - 650mm

Technical Features

- Two exciting light waves B (blue light) and G (green light)
- Comprising of : exciting filter (EX)
- Comprising of: Blue light (EX-490)
- Green Light (EX-545)
- Colour Separation Prism (DM)
- Comprising of: Blue Light (BA530)
- Green Light (BA590)
- Position of ordinary transmission light (Central)
- Fluorescent Objectives 4x, 10x, 40x & 100x
- Illumination box with power supply unit 220 Volt or 110 volt & HBO, super high - pressured spherical mercury vapour lamp 100W.
- Orange coloured plastic screen to safeguard the operator from UV light.

75410 € 1399,00



746429

Eyepiece WFP 15x for BMS D1

- with foldable eye guard

746429 Eyepiece WFP € 60,00



746434

Eyepiece WFP 10x/20mm for BMS D1

- with micrometer
- with foldable eye guard

746434 Eyepiece WFP € 75,00



746462

Objectief 10x, achromatisch voor BMS D1

746462 Objective 10x € 30,00



746430

Eyepiece WFP 20x for BMS D1

- with foldable eye guard

746430 Eyepiece WFP € 72,00



746447

Rubber eyecup for BMS D1

746447 Rubber eyecup € 1,75



746464

Objectief 20x, achromatisch voor BMS D1

746464 Objective 20x € 40,00



746428

Eyepiece WFP 10x/20mm for BMS D1

- with pointer
- with foldable eye guard

746428 Eyepiece WFP € 80,00



746495

Dustcover BMS D1

746495 Dustcover BMS D1 € 6,90



746465

Objective 40x, achromatic for BMS D1

- spring loaded

746465 Objective 40x € 50,00



746433

Eyepiece WFP 10x/18mm for BMS D1

- with micrometer
- with foldable eye guard

746433 Eyepiece WFP € 75,00



746460

Objectief 4x, achromatisch voor BMS D1

746460 Objective 4x € 25,00



746487

Objective 60x, Plan for BMS D1

- spring loaded

746487 Objective 60x € 190,00



746489

Objective 100x, Plan for BMS D1

- spring loaded
- oil version

746489 Objective 100x € 190,00



746456

Tube for BMS D1 223

Adapted for assembly of a standard eyepiece.

746456 Tube for BMS D1 223 € 25,00



75327

Filar micrometer eyepiece WF10x/10mm for A1-, E1- and D1 series

Reticle is 10 mm long with every mm numbered. One revolution of the micrometer corresponds to one division indicated on the reticle. The reticle has 10 divisions. One full turn equals one reticle division.

75327 Filar micrometer eyepiece € 220,00



76026

Microscope maintenance toolbox

With the following content:

- screwdriver, Philips head, 1
- screwdriver, Philips head, 2
- offset screwdriver, 1 + 2
- precision screwdriver, Philips head; 2,4mm
- precision screwdriver, Philips head; 3mm
- precision screwdriver; 1,2mm
- precision screwdriver; 2mm
- allen key; 1,5mm
- allen key; 2mm
- allen key; 3mm
- crescent shaped wrench for friction of coarse focussing
- tube of grease to lubricate moving parts of microscope
- lens paper

76026 maintenance toolbox € 22,00



746503

Spare LED for BMS D1

746503 Spare LED for BMS D1 € 24,00



75515

Heated stage for BMS C-, D1-, EduLed and 136-series

The BMS heated stage will fit almost any microscope as a temporary feature. The unit consists of a heated flat plate with central hole for transmitted illumination. The heating is by transformer and can be controlled accurately to within 1 degree which is displayed by digital readout up to a maximum of 50°C. An excellent unit for seminology and related techniques and available at an extremely cost effective price.

- Range: digital temp. control 25-50°
- Set temp: in 1° increments
- Display: actual temp in 0.1° increments
- Accurate +/- 0,5°C
- Power: switchable 110V/230V-50Hz
- Including: mounting tape for the stage

75515 Heated stage € 275,00



746260

Complete large table with XY movement for BMS D1

- size: 140x132 mm

746260 Complete large table € 75,00



76995

Power cable with Euro plug

76995 Power cable € 4,50



Microscopes



BMS stereo series
BMS XL stereo series

44
52

BMS STEREO SERIES

BMS STEREO SERIES

Stereomicroscope BMS S-10-2L



- Stand: pole stand
- Colour: white, anti-bacterial paint
- Eyepieces: two WF10x/20mm, locked
- Tube: one vertical tube with adjustable diopter (± 5)
- Interpupillary distance: 50mm to 75mm adjustable
- Objective: objective 2x in slide holder, exchangeable
- Head: adjustable in height
- Focussing: coarse focussing knobs with slip clutch
- Illumination: LED, incident and transmitted illumination
- Lifetime LED: +/- 50.000 hours
- Magnification: 20x
- Visual range: 10mm
- Working distance: 80mm
- Base with \varnothing 50mm frosted glass and black/white plate with 2 stage clips
- Connection: 4,6V plug
- Operational voltage: 100~240V to 4,6V/600mA adapter Including dustcover, eye-caps and tension wrench

761105

761105 Stereomicroscope BMS S-10-2L € 99,00

Stereomicroscope BMS S-20-2L



- Stand: pole stand
- Colour: white, anti-bacterial paint
- Eyepieces: two WF10x/20mm, locked
- Tube: 45° inclined, one tube with adjustable diopter (± 5)
- Interpupillary distance: 50mm to 76mm adjustable
- Objective: objective 2x in slide holder, exchangeable
- Head: adjustable in height
- Position of the head: object side
- Focussing: coarse focussing knobs with slip clutch
- Illumination: LED, incident and transmitted illumination
- Lifetime LED: +/- 50.000 hours
- Magnification: 20x
- Visual range: 10mm
- Working distance: 80mm
- Base with \varnothing 50mm frosted glass and black/white plate with 2 stage clips
- Connection: 4,6V plug
- Operational voltage: 100~240V to 4,6V/600mA adapter Including dustcover, eye-caps and tension wrench

762105

762105 Stereomicroscope BMS S-20-2L € 119,00

Stereomicroscope BMS ST-30-B-2L-C



- Stand: pole stand
- Colour: white, anti-bacterial paint
- Eyepieces: two WF10x/20mm, locked
- Tube: 45° inclined, one tube with adjustable diopter (± 5)
- Interpupillary distance: 50mm to 76mm adjustable
- Objective: 1x and 3x through rotatable turret
- Head: adjustable in height
- Position of the head: object side
- Focussing: coarse focussing knobs with slip clutch
- Illumination: LED, incident and transmitted illumination
- Lifetime LED: +/- 50.000 hours
- Magnification: 10x and 30x
- Visual range: 20mm (1x) and 6,7mm (3x)
- Working distance: 76mm
- Base with \varnothing 50mm frosted glass and black/white plate with 2 stage clips
- Connection: 4,6V plug
- Operational voltage: 100~240V to 4,6V adapter Including dustcover, eyecaps and tension wrench

762385

762385 Stereomicroscope BMS ST-30-B-2L-C € 150,00



Microscope BMS MS-2

- Eyepiece: WF10x/18mm, locked
- Tube: 45° inclined
- Head: 360° rotatable, adjustable in height, stop mechanism to project slide and objective
- Focussing: coarse focussing knobs with slip clutch
- Objectives: locked on, 2x
- Illumination: none
- Magnification: 20x Including: dustcover and black and white plate, 60Ømm

76020 Microscope BMS MS-2 € 59,00

76020



Stereo microscope BMS S-05-L

- Stand: pole stand
- Eyepieces: two WF10x/20mm, locked
- Tube: 45° inclined, one tube with adjustable diopter
- Interpupillary distance: 50mm to 76mm adjustable
- Objective: objective 2x
- Head: adjustable in height
- Focussing: coarse focussing knobs
- Illumination: incident illumination LED
- Magnification: 20x
- Visual range: 10mm
- Working distance: 80mm
- Connection: 2x AA battery, not included Including: dust cover and Ø 50mm black and white plate

76095 Stereo microscope BMS S-05-L € 49,00

76095



Stereo microscope BMS SL-40

- Eyepieces: two WF10x/20 mm, locked
- Tube: 45° inclined, one tube with adjustable diopter
- Interpupillary distance: 50 mm to 76 mm adjustable
- Objective: long working distance, objective pair 2x in slide holder, exchangeable
- Head: adjustable in height
- Focussing: coarse focussing knobs with slip clutch
- Illumination: incident illumination 12V/10W
- Magnification: 20x
- Working distance: 113 mm
- Connection: 230 V
- Detachable power cord Including: dust cover, tension wrench and eye caps

76250 Stereo microscope BMS SL-40 € 199,00

76250



Stereo microscope BMS ST-50

- **Eyepieces:** two WF10x/20 mm, locked
- **Tubes:** 45° inclined, one tube with adjustable diopter
- **Interpupillary distance:** 50 mm to 76 mm adjustable
- **Objective:** long working distance, objective pair 1x in slide holder, not exchangeable
- **Head:** adjustable in height
- **Focussing:** coarse focussing knobs with slip clutch
- **Illumination:** incident illumination, with regulation, LED and one LED's on flexible arm
- **Magnification:** 10x
- **Working distance:** 220mm
- **Power connection:** 230 V
- Detachable power cord Including: dust cover, tension wrench and eye caps

76251 Stereo microscope BMS ST-50 € 259,00

76251



76143

Glass plate, Ø 95mm

76143 Glass plate, Ø 95mm € 12,50



76147

Set of eyepieces WF20x/10mm

76147 Set of eyepieces € 42,95



75687

Dust cover for BMS TS series

75687 Dust cover € 7,70



76144

Set of eyepieces WF5x/18mm

76144 Set of eyepieces € 52,15



75820

Set of eyepieces 25x for BMS TS series

75820 Set of eyepieces 25x € 63,00



76150

Objective holder pair 1x for BMS S10/ S20 series

• Field of view: 20mm

76150 Objective holder € 38,35



76145

Set of eyepieces WF10x/20mm

76145 Set of eyepieces € 42,95



76148

Eye caps for microscopes BMS 10/20/30

76148 Eye caps € 3,00



76155

Objective holder pair 2x for BMS S10/ S20 series

Field of view: 10 mm

76155 Objective holder € 30,70



76146

Set of eyepieces WF15x/13mm

76146 Set of eyepieces € 42,95



76149

Micrometer eyepiece WF10x/18mm with built in eyepiece micrometer, 10mm in 0,01mm

76149 Micrometer eyepiece € 37,00



76153

Objective holder pair 3x for BMS S10/ S20 series

Field of view : 6,7mm

76153 Objective holder € 30,70



76530

Universal Digitube adapter

Finally a solution to connect almost any digital photo camera to a microscope, stereomicroscope or field scope.

No hassle with certain types of cameras and the specific use of digital adapters, with or without compensation optics!

Just mount the camera on the camera platform to be moved into the X and Y direction to position the camera in line with the eyepiece.

- Suitable eyepiece size: 28 ~ 45 mm (Ø)
- Platform load: max. 2.0 kg
- Materials: ABS, alloy of aluminium
- Height: 195 mm
- Weight: 350 g

76530 adapter € 29,50



76531

Cell phone holder for Digitube

Upgrade your Digitube adapter with this special phone holder and take pictures right away with your iPhone or cell phone.

- Materials: ABS, alloy of aluminium
- Weight: 100 g

76531 Cell phone holder € 17,50



76166

XY stage for BMS 20, 30, 40, 11 and 14x series

76166 XY stage € 195,00



15543

Lens tissues

15543 Lens tissues € 3,10

76250.7

Toplight, side and centre, BMS SL40

- assembly Ø: 22 mm
- comes complete with halogen lamp

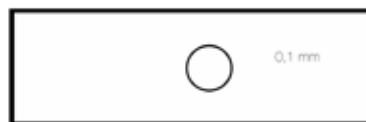
76250.7 Toplight € 32,00

76250.8

Toplight, side, long, BMS SL40

- assembly Ø: 22 mm
- comes complete with halogen lamp

76250.8 Toplight € 32,00



77091

Stage micrometer graticule 10 mm in 0,1mm

77091 Stage micrometer € 22,40



76079

Charger UK for BMS 30/40-LED + 100FL-3LED; 230V-5,5V/850mA

76079 Charger UK € 19,00



29554

Battery rechargeable, 3 pcs.

- Voltage: 1.2 V
- Dimensions: 50 x Ø 14 mm
- Capacity: 1300 mAh

29554 Battery rechargeable € 6,20

**BMS XL STEREO SERIES
STEREOMICROSCOPES**



Stereo microscope BMS 130

- **Eyepieces:** two WF10x/22mm with high eyepoint eyepieces
- **Tube:** 45° inclined, with dioptic compensation on one tube
- **Interpupillary distance:** 50mm to 76mm adjustable
- **Head:** 360° rotatable
- **Objectives:** 2x and 4x through rotatable turret
- **Magnification:** 20x and 40x
- **Working distance:** 100mm
- **Focusing:** coarse focussing knobs on both sides with tension control
- High adjustment by the pole by rack and pinion
- Handle for easy carry
- **Illumination:** incident and/or transmitted adjustable LED illumination. Top LED is comparable with 20W halogen and bottom LED with 20W halogen
- **Life span LED:** approx. 50,000 hours
- **Power supply:** 220V-230V. The electric circuit is protected by a fuse (1A/250V)
- Detachable power cord Including: dust cover and eyecaps, frosted glass disc and manual

74920 Stereo microscope BMS 130, LED € 225,00

74920



Stereo zoom microscope BMS 133, LED

- **Eyepieces:** two WF10x/22mm with high eyepoint eyepieces
- **Tube:** 45° inclined, 360° rotatable, with dioptic compensation on one tube
- **Interpupillary distance:** 50mm to 76mm adjustable
- **Zoom objective:** stepless adjustable 0,7x to 4,5x
- **Magnification:** 7x to 45x
- **Working distance:** 108mm
- Handle for easy carry
- **Focusing:** coarse focussing knobs on both sides with tension control
- High adjustment by the pole by rack and pinion
- **Illumination:** incident and/or transmitted adjustable LED illumination. Top LED is comparable with 20W halogen and bottom LED with 15W halogen
- **Life span LED:** approx. 50,000 hours
- **Power supply:** 220V-230V. The electric circuit is protected by a fuse (1A/250V)
- Detachable power cord Including: dust cover, eyecaps and frosted glass, manual

74940 Stereo zoom microscope BMS 133, LED € 325,00

74940



Stereo zoom microscope BMS 133, Trino, LED

- **Eyepieces:** two WF10x/22mm with high eyepoint eyepieces
- **Tube:** 45° inclined, 360° rotatable, with dioptic compensation on one tube. Third tube for photo and video recording
- **Interpupillary distance:** 50mm to 76mm adjustable
- **Zoom objective:** stepless adjustable 0,7x to 4,5x
- **Magnification:** 7x to 45x
- **Working distance:** 108mm
- Handle for easy carry
- **Focusing:** coarse focussing knobs on both sides with tension control
- High adjustment by the pole by rack and pinion
- **Illumination:** incident and/or transmitted adjustable LED illumination. Top LED is comparable with 20W halogen and bottom LED with 15W halogen
- **Life span LED:** approx. 50,000 hours
- **Power supply:** 220V-230V. The electric circuit is protected by a fuse (1A/250V)
- Detachable power cord Including: dust cover, eyecaps and frosted glass, manual

74945 Stereo zoom microscope BMS 133, Trino, LED € 375,00

74945



Stereo microscope BMS 11-B-2L

- Eyepieces: two WF10x/22mm with high-eyepoint eyepieces
- Tubes: 45° inclined, with dioptic compensation on one tube. Third tube for photo- and video capture
- Interpupillary distance: 50mm to 76mm adjustable
- Head: 360° rotatable
- Objectives: 1x and 3x through rotatable turret
- Magnification: 10x and 30x
- Working distance: 100mm
- Focusing: coarse focussing knobs on both sides with tension control
- Hight adjustment by the pole by rack and pinion
- Illumination: incident and/or transmitted adjustable halogen illumination, 12V-15W
- Power Supply: 220V-230V
- Detachable power cord Including: dust cover, eyecaps, manual and Ø 95mm frosted glass disc and black/white plate

74954 Stereo microscope BMS 11-B-2L Trino € 325,00

74954



Stereo microscope BMS 140 Bino Zoom without illumination

- Eyepieces: two WF10x/22mm with high-eyepoint eyepieces
- Tube: 45° inclined, with dioptic compensation on one tube
- Interpupillary distance: 50mm to 76mm adjustable
- Head: 360° rotatable
- Zoom objective: stepless adjustable 0,7x to 4,5x
- Magnification: 7x to 45x
- Working distance: 108mm
- Focusing: coarse focussing knobs on both sides with tension control
- Hight adjustment by the pole by rack and pinion
- Illumination: none Including: dust cover, eyecaps, manual and Ø 95mm frosted glass disc and black/white plate

749545 Stereo microscope BMS 140 Bino Zoom without illumination € 299,00

749545



Stereo microscope BMS 140 Bino Zoom

- Eyepieces: two WF10x/22mm with high-eyepoint eyepieces
- Tube: 45° inclined, with dioptic compensation on one tube
- Head: 360° rotatable
- Interpupillary distance: 50mm to 76mm adjustable
- Zoom objective: stepless adjustable 0,7x to 4,5x
- Magnification: 7x to 45x
- Working distance: 100mm
- Focusing: coarse focussing knobs on both sides with tension control
- Hight adjustment by the pole by rack and pinion
- Illumination: incident and/or transmitted adjustable halogen illumination, 12V/15W
- Connection: 230V
- Detachable power cord Including: dust cover, eyecaps and Ø 95mm frosted glass and black and white plate

74955 Stereo microscope BMS 140 Bino Zoom € 375,00

74955



Stereo microscope BMS 140 Bino Zoom

- Eyepieces: two WF10x/22mm with high-eyepoint eyepieces
- Tube: 45° inclined, with dioptic compensation on one tube
- Head: 360° rotatable
- Interpupillary distance: 50mm to 76mm adjustable
- Zoom objective: stepless adjustable 0,7x to 4,5x
- Magnification: 7x to 45x
- Working distance: 100mm
- Focusing: coarse focussing knobs on both sides with tension control
- Hight adjustment by the pole by rack and pinion
- Illumination: incident and/or transmitted adjustable LED illumination
- Connection: 230V
- Detachable power cord Including: dust cover, eyecaps and Ø 95mm frosted glass and black and white plate

749555 Stereo microscope BMS 140 Bino Zoom, LED € 435,00

749555

Stereo microscope BMS 144 Trino Zoom



High quality zoom microscope

- Eyepieces: two WF10x/22mm with high-eyepoint eyepieces
- Tube: 45° inclined, with dioptic compensation on two tubes +/-5mm. Third tube for photo and video recording
- Interpupillary distance: 54mm to 75mm adjustable
- Head: 360° rotatable
- Zoom objective: stepless adjustable 0,67x to 4,5x
- Magnification: 6,7x - 45x; 5x and 160x with extra lenses
- Working distance: 100mm
- Focusing: coarse focussing knobs on both sides with tension control
- Height adjustment by the pole by rack and pinion
- Illumination: incident and/or transmitted adjustable halogen illumination, 12V/15W
- Power supply: 220V-230V
- Detachable power cordIncluding: dust cover, eyecaps, manual and Ø 95mm frosted glass disc and black/white plate

74958 Stereo microscope BMS 144 Trino Zoom € 849,00

74958

BMS Stereo	74920	74940	74945	74950	74953	74952	74954	749545	74955	749555	74957	749575	74956	74958
Eyepieces: two WF10x/22mm with high eyepoint	■	■		■	■	■	■	■	■	■	■	■	■	■
Tube: 45° inclined, with dioptic compensation on one tube	■	■		■		■		■	■	■				
Tube: 45° inclined, with dioptic compensation on both tubes													■	
Tube: 45° inclined, third tube for photo and video			■		■		■				■	■		
Tube: 45° inclined, with dioptic compensation on two tubes, third tube for photo and video														■
Head: 360° rotatable	■	■	■	■	■	■	■	■	■	■	■	■	■	■
Objectives: 1x and 3x through rotatable turret						■	■							
Objectives: 2x and 4x through rotatable turret		■		■	■									
Zoom objective: stepless adjustable 0,7x to 4,5x			■					■	■	■	■	■		
Zoom objective: stepless adjustable 0,67x to 4,5x													■	■
Working distance in mm:	100	108	108	100	100	100	100	108	100	100	108	108	100	100
Illumination: incident and/or transmitted adjustable halogen				■	■	■	■	none	■		■		■	■
Illumination: incident and/or transmitted adjustable LED	■	■	■							■		■		
Price in Euro's	225	325	375	259	325	259	325	299	375	435	480	490	749	849



74986

Spare bulb halogen 12V-15W for the base of BMS 11, 140 and 143

74986 Spare bulb halogen € 7,95



74987

Reflector halogen bulb 12V-15W for toplight BMS 11, 140 and 143

74987 Reflector halogen bulb € 7,95



74988

Micrometer eyepiece WF10x/22mm with built-in eyepiece micrometer, 10mm in 0,01mm

74988 Micrometer eyepiece € 54,00



75019

Objective ring without lens, 50mm

75019 Objective ring € 5,50



75020

Auxiliary lens 0x for BMS 141/144

75020 Auxiliary lens € 29,50



74990

Auxiliary lens 0,5x for BMS 140/143 (working distance/WD: 165mm)

74990 Auxiliary lens € 75,00



74991

Auxiliary lens 1,5x for BMS 140/143 (working distance: 45mm)

74991 Auxiliary lens € 75,00



74992

Auxiliary lens 2,0x for BMS 140/143 (working distance: 30mm)

74992 Auxiliary lens € 75,00



74996

Universal stand for BMS 11, 140 tot 144

74996 Universal stand € 245,00



74995

Boom stand for BMS 11, 140 to 144, movement in x and y-axis

74995 Boom stand € 195,00



76029

Wooden storage case

76029 Wooden storage case € 67,90



76170

Dark field device with iris diaphragm for BMS 11 and 14x series

76170 Dark field device € 115,00



76531

Cell phone holder for Digitube

Upgrade your Digitube adapter with this special phone holder and take pictures right away with your iPhone or cell phone.

- Materials: ABS, alloy of aluminium
- Weight: 100 g

76531 Cell phone holder € 17,50



15543

Lens tissues

15543 Lens tissues € 3,10



757275

Cold light source LED 24W (=150W halogen)

When light is wanted but you can do without heat.

This light source projects brilliant white light (natural colour). Ideal for temperature critical applications.

Light is transported through a fibre optic system from source to object. Produces no heat near the object. The heat stays in the housing and is transported without mechanical cooling. This LED light source makes therefore no sound.

Includes a double flexible fibre optic light guide with focussing lenses at the end. The light beam can be focussed by the lenses. The gooseneck allows specific positioning of the light beam.

Possibility to fit color filters in the fiberglass holder. The following colours are available: yellow, red and blue.

- Main power : 90~240 V, 50 Hz
- Fuse: T250V/5A
- ESD safe
- RoHS
- CE
- Fiber optics: two-armed with focussing lens
- Colour temperature: 6000~7000 K
- Fiber optics port: 5/8 inch
- Bulb : 24W LED
- Bulb life: 10,000 hours
- Lamp housing: space-saving
- Detachable power cord

757275 Cold light source € 369,00



77091

Stage micrometer graticule 10 mm in 0,1mm

77091 Stage micrometer € 22,40



761435

Black and white specimen holder plate, Ø 95mm

761435 specimen holder € 12,50



74960

Polarizer set for BMS TS and 141/144 series

Comprising of: polarizer and analyzer

The polarizer replaces the glass plate of the base illumination. The analyzer is supposed to be mounted in front of the zoom lens on microscope head.

Ø polarisator plate: 95mm

74960 Polarizer set € 109,00



75029

Set of eyepieces WF10x/22mm for BMS 141/144

75029 Set of eyepieces € 99,00



75055

Stand with illumination

75055 Stand with illumination € 285,00



75040

Binocular head BMS 141

- Without eyepieces

75040 Binocular head BMS 141 € 590,00



75060

Height control BMS 141 bino or trino

75060 Height control € 72,00



75052

Aluminium storage case for BMS 141/144

75052 storage case € 105,00



75340

Microscope storage case, aluminium

- Dimensions including lid (wxdxh): 325 mm x 275 mm x 530 mm
- Dimensions excluding lid (wxdxh): 325 mm x 275 mm x 450 mm
- Suitable: EduLed, D1, C0, C1, C2, D1, Stereo range 11 till 143

75340 storage case € 82,50



74956.8

Upgrade from binocular to trinocular viewing

This set consists of a back panel which you can mount on a BMS 141 in place. Your standard binocular microscope will be converted into a trinocular version. After conversion your microscope is comparable with the BMS 144.

Possible video or photo adapter needs to be reordered separately.

74956.8 Upgrade € 100,00





CAMERAS

BMS HDMI true color microscope camera, type II

All options can be selected by using the mouse and on-display interface.

Specification camera:

- Digital camera resolution: 6,0 MegaPixels
- Analog camera resolution 2,0 MegaPixels
- Signal output USB 2.0, HDMI
- Audio Signal NO
- Sensor Size 1/2,7inch
- Sensor technology: Sony IMX236
- Full Image size: 3264 x 1836 pixel
- Pixel size: 2,8 x 2,8 micron
- Frame rate HDMI: 60 frames/sec (1920 x 1080)
- Frame rate USB: 20 frames/sec (1920 x 1080)
- Sensitivity: 1,275 V/Lux-Second at 550nm
- S/N ratio: 52dB
- Dynamic range: 72 dB
- Max exposure time: 0,001~10 sec
- Internal memory card: 2GB MicroSD (supported up to 8GB)
- External camera power: 12 V 2000mA
- Camera IR Filter: 700 nm
- Automatic White Balance: Auto / Man
- Automatic Gain Control: Auto / Man
- Automatic Back light control: Auto / Man
- Exposure control: Auto / Man
- C-Mount connection: yes
- Calibration Slide yes
- Included: 1.8 m USB cable, power supply, MicroSD card reader, Installation manual, CD Rom.

Software specification

- System requirements: Windows XP, Vista, W7/W8 32-64 bit, USB 2.0
- Supplied Software BMS_pix2
- Driver types: No driver needed(Microsoft Driver)
- Capture features: Auto white balance, auto exposure, image size, image capture, compressed video capture
- Control parameters: Image size, gain, exposure time, saturation, colors, gamma, contrast , flip

General camera specification

- Working temperature: +0 up to +60°C
- Storage temperature: -10 up to +50°C
- Relative Humidity: up to 80%
- Camera height: 11cm
- Camera diameter: 7cm
- Weight: 300 gr



763715 BMS HDMI true color microscope camera, type II € 650,00

763715



Microscopes



BMS CellPad

Thanks to 1024x768 high resolution screen, CellPad has great color fidelity and offers smooth images. With up to 5-point multi-touch screen, the CellPad E control is just at your fingertips. CellPad E uses the same quality LCD screen as Apple iPad. Latest LCD technique significantly improve the screen brightness, coupled with IPS technology to reduce the light reflection, you can get a same sharp and clear screen from any angle. You don't need to install driver or application, nor system compatible issue be concerned, but just starting camera, the live image presents in front of you immediately.

You don't even have to worry about any parameter adjustment. CellPad takes care of all the parameters like white balance, exposure time etc smartly. Simply one-touch on the screen to document your pictures to system memory or to your external storage devices like mini SD Card or USB devices.

Integrated with 2MP camera, CellPad allows high speed image acquisition. You also can do the target searching, focusing through the screen easily instead of the microscope eyepieces. Furthermore, CellPad utilize the special designed image processing chip for the built-in cameras. CellPad focus on image dynamic range improvement and image detail quality. It provides solid guarantee for microscopy imaging applications.

BMS CellPad Characters :

- Display: 8 inch High-resolution(1024x768) Color LCD Touch Screen
- Built-in Camera: 2.0 Megapixel Color Camera, 15fps @ 1024x768
- Built-in Software: Capture/Measurement App
- Mechanical Structure: LCD Screen 360° @ horizontal rotatable, LCD Screen 90° @ vertical rotatable
- Operating System: Android 4.1.1
- CPU: Dual-core 1.5GHz
- Memory: 1G (DDR3)
- Storage: Internal 5GB or External Mini SD Card
- HDMI Display: Yes
- Output Ports: 1x HDMI Port, 1x USB 2.0 Port, 1x Mini USB 2.0 Port
- Power Supply: Input：AC 110V-220V　
- Output： DC 5V

76479	BMS CellPad	€ 780,00
-------	-------------	----------

76479

BMS Eyepiece & C-mount camera 0.3 megapixel USB 2.0 CMOS - digital USB eyepiece camera with 0.4x compensation optics

Eyepiece & C-mount at the same time

The BMS Eyepiece & C-mount camera is a digital USB camera with an integrated WF 10x eyepiece, especially designed for use in combination with microscopes or stereo microscopes.

- **Camera:** 1/4" CMOS with DSP
- **Optical system:** 18mm visual range
- **Resolution:** 640x480 (horizontal/vertical)
- **Pixels:** 350,000
- **Frame rate:** 30f/s (640x480)
- **Power supply:** through USB port
- **Digital port:** USB 2.0, cable ca. 180cm Including: 0.4x compensation optics, calibration slide, BMS software, two metal adapters for stereo microscopes Ø 30.0mm and 30.5mm

76457	BMS Eyepiece & C-mount camera	€ 75,00
-------	-------------------------------	---------

76457



BMS Eyepiece & C-mount camera 10 megapixels USB 2.0 CMOS - digital eyepiece camera with 0.4x compensation optics

Eyepiece & C-mount at the same time.



The BMS Eyepiece & C-mount camera is a digital USB camera with an integrated WF10x eyepiece, especially designed for use in combination with microscopes or stereo microscopes

- Camera: 1/2.3" CMOS with DSP/MTF
- Pixels: 10,000,000
- Digital port: USB 2.0, cable
- Operating systems: Windows XP, Vista & 7. **Also compatible with Mac OS** Including: 0.4x compensation optics, calibration slide, BMS software, two metal adapters for stereomicroscopes Ø 30.0mm and 30.5mm

7645610 BMS Eyepiece & C-mount camera 10 megapixels USB 2.0 CMOS €

7645610

BMS mCam 1.3 megapixel CMOS - C-mount



- Image sensor: 1/4" CMOS with DSP
- Resolution: 1280 x 1008 (horizontal x vertical)
- Pixels: 1,350,000
- Frame rate: 8 fps (1280x1008), 30 fps (640x480)
- Dynamic range: >62 dB
- Lens: 8 mm C-mount in metal housing
- Focal length: 50 mm - infinity
- Iris diaphragm: automatic
- Sensitivity in lux: 3.0
- Electronic exposure: illumination, white balance, Gain
- Image enhancement: brightness, contrast, gamma, saturation, sharpness
- Power supply: through USB port, USB 1.0 and 2.0
- Operating system: Windows XP (SP2/3), Vista or W7 Included accessories: Software (BMS_pix), base, adapter for compound and stereo microscope, USB cable

76501 BMS mCam 1.3 megapixel CMOS - USB camera € 149,00

76501

BMS mCam 3 megapixels CMOS - C-mount



- Image sensor: 1/2" CMOS with DSP
- Resolution: 2048 X 1536 (horizontal x vertical)
- Pixels: 3,145,000
- Frame rate: 6 fps (2048x1536), 30 fps (640x480)
- Dynamic range: >62 dB
- Lens: 8 mm C-mount in metal housing
- Focal length: 50 mm - infinity
- Iris diaphragm: automatic
- Sensitivity in lux: 3.0
- Electronic exposure: illumination, white balance, Gain
- Image enhancement: brightness, contrast, gamma, saturation, sharpness
- Power supply: through USB port, USB 1.0 and 2.0
- Operating system: Windows XP (SP2/3), Vista or W7 Included accessories: Software (BMS_pix), base, adapter for biological and stereo microscope, USB cable

76503 BMS mCam 3 megapixels CMOS - C-mount € 199,00

76503

BMS USB and VGA microscope camera

The analog camera is very useful for microscope. But it can only display the video on the monitor with low resolution large noise and bad quality. Now you have another choice, the BMS USB and VGA camera.

BMS USB and VGA camera is specially designed for microscope with plane VGA display to get higher quality microscope video without the need of computer. It directly outputs the digital video signal to RGB plus other video control signal and thus it can be directly connected to a computer display in this process, no AD converter is used, thus no signal lost.

With the deliberately designed optical system, you can directly plug the VGA camera to microscope, then a high quality Video microscope is constructed without any other requirement.

As an extra the camera has also a USB output which is working without any driver.

In combination with the BMS_pix software you have a fantastic solution to run VGA out put and PC output at the same time. This gives you the option to use the camera for inspection purpose and documentation purpose at the same time.



Specification camera

- Resolution: 1400X900; 1280X720, 1280X1024; 1024X768
- Frame Rate: 20
- Optical Size: 1/3(4:3)
- Video Output: Standard VGA interface, CRT LCD etal, DLP/LCD projector. No computer needed
- Digital Output: USB 2.0
- Power Supply: DC 5V
- Operating Temperature: -30° C ~ 70° C
- Dimensions: 20 x 56 x 53mm
- Alignment: CrossIncluding: Euro plug, softare CD with BMS_pix, compensation optics, VGA cable, USB cable

76369 BMS USB and VGA microscope camera

€ 250,00

76369



BMS EcoCam 8, gooseneck camera, 8 megapixel, WiFi


- High quality 8M pixel camera sensor captures vivid images of documents, 3D objects, and live movements.
 - Microscope connctions by special adapter for monocular- and stereomicroscopes. (not included)
 - Experience crystal clear, blur-free images with vivid, true-to-life colors during any live demonstration through HD1080P at 30 fps frame rate.
 - Annotate, draw or mark over live or saved images.
 - Intergrated LED illumination in the head.
 - HD1080P resolution ensures crystal-clear image displaying.
 - One-touch recording instantly saves video and audio in built-in 2G storage.
 - Special-designed lens features shooting area up to A3 size for open textbooks, over sized documents and 3D objects.
 - Extra long gooseneck for easy microscope use.
- Specifications : EcoCam 8**
- Total pixel: 8 Megapixel
 - Digital Zoom: 10x (2x without distortion, 5x digital)
 - Frame rate: 30 fps (max)
 - Shooting area: A3 (max)
 - Focus: Auto
 - Resolution (Horizontal): >900 TV lines
 - White balance: Auto/Manual
 - Brightness adjustment: Yes
 - Color adjustment: Yes
 - Image capture: 400 images on board
 - Image mirror: Yes
 - Image rotation: 90, 180, 270 (real time)
 - Image split: Yes
 - Image freeze: Yes
 - Picture in picture: Yes
 - Black and white/color conversion: Yes
 - Positive/negative conversion: Yes
 - Microphone: Built-in
 - OSD: English
 - Output signal: 1 x VGA (XGA, SXGA)
 - Output signal: 1 x HDMI 1080P (HDMI 1.3 and higher)
 - USB2.0: Hostx1, Slavex1
 - LAN: x1
 - WiFi: Yes, to connect with PC, Android or IOS devices
 - Remote control: Yes
 - Kensington lock: Yes
 - Light: Integrated LED on camera head
 - Power: DC 12V/3A
 - Weight: 1,8 kg
 - Software: W7/W8.x and Mac OS
 - Dimension (Folded): 170mm x 183mm x 343mm
 - Dimension (Setup): 170mm x 585mm x 343mm

74704 BMS EcoCam 8, gooseneck camera, 8 megapixel, WiFi € 395,00

74704



Camera, USB2.0, CMOS


The SCMOS Camera body, made from aluminum alloy blackening, ocular housing: Dia.27.2 x 40 mm ensures a heavy duty, workhorse solution. The camera is designed with a high quality IR-CUT filter to filter the infrared light and protect the camera sensor. No moving parts. These measures ensure a rugged, robust solution with an increased lifespan when compared to other camera solutions.

766500350A	Camera, USB2.0, CMOS 0,3MPixel	€ 45,00
766501300A	Camera, USB2.0, CMOS 1,3MPixel	€ 65,00
766502000A	Camera, USB2.0, CMOS 2MPixel	€ 85,00
766503000A	Camera, USB2.0, CMOS 3MPixel	€ 95,00
766505000A	Camera, USB2.0, CMOS 5MPixel	€ 105,00

Camera, USB2.0 kit


The SCMOS Camera body, made from aluminum alloy blackening, ocular housing: Dia.27.2 x 40mm ensures a heavy duty, workhorse solution. The camera is designed with a high quality IR-CUT filter to filter the infrared light and protect the camera sensor. No moving parts included. These measures ensure a rugged, robust solution with an increased lifespan when compared to other industrial camera solutions.

766500350AK1	Camera, USB2.0, CMOS 0,3MP kit	€ 65,00
766501300AK1	Camera, USB2.0, CMOS 1,3MP kit	€ 85,00
766502000AK1	Camera, USB2.0, CMOS 2MP kit	€ 105,00
766503000AK1	Camera, USB2.0, CMOS 3MP kit	€ 115,00
766505000AK1	Camera, USB2.0, CMOS 5MP kit	€ 125,00

Camera USB2.0, CMOS

The UCMOS Series USB2.0 Camera body, made from tough, zinc alloy, ensures a heavy duty, workhorse solution. The camera is designed with a high quality IR-CUT to protect the camera sensor. No moving parts. These measures ensure a rugged, robust solution with an increased lifespan when compared to other camera solutions.



766600350A	Camera, USB2.0, CMOS 0,3MPixe	€ 75,00
766601300A	Camera, USB2.0, CMOS 1,3MPixel	€ 105,00
766602000B	Camera, USB2.0, CMOS 2MPixel	€ 130,00
766603100A	Camera, USB2.0, CMOS 3MPixel	€ 135,00
766605100A	Camera, USB2.0, CMOS 5MPixel	€ 190,00
766608000B	Camera, USB2.0, CMOS 8MPixel	€ 250,00
766609000B	Camera, USB2.0, CMOS 9MPixel	€ 260,00
766610000A	Camera, USB2.0, CMOS 10MPixel	€ 270,00
766614000A	Camera, USB2.0, CMOS 14MPixel	€ 290,00

Camera, WiFi, 0,3MPixel

The WCAM body, made from tough, zinc alloy, ensures a heavy duty, workhorse solution. The camera is designed with a high quality IR-CUT to protect the camera sensor. No moving parts. These measures ensure a rugged, robust solution with an increased lifespan when compared to other camera solutions.



766600300A Camera, WiFi, 0,3MPixel	€ 130,00
---	----------

766600300AK1 Camera, WiFi, kit 0,3MPixel	€ 165,00
---	----------

Camera, WiFi, 720P, 5,0MPixel

The WCAM body, made from tough, zinc alloy, ensures a heavy duty, workhorse solution. The camera is designed with a high quality IR-CUT to protect the camera sensor. No moving parts. These measures ensure a rugged, robust solution with an increased lifespan when compared to other camera solutions.

766600720B Camera, WiFi, 720P, 5,0MPixel	€ 165,00
---	----------

766600720BK1 Camera, WiFi, kit,, 5,0MPixel	€ 200,00
---	----------

Camera, USB3.0, CMOS 3,1MPixel

Through HDMI interface stream video to HDTV. Easy connecting to other equipment on the production line with the C-mount optical interface. High-resolution and high frame rate, perfect color reproduction, highly integrated and compact, low failure rate and stable performance. 1280 x 720 (720P) resolution to match the current high-definition displayer on the market.

Supporting various OSD cursors which can be toggled On/Off (functions shift as users press the button). The OSDs including: scale, double horizontal line, double vertical line, double cross line, Tri-cross line.

The other function buttons including automatic white balance and exposure on/off (AEWB), saving images to SD card (SAVE), video stream and freeze on/off (FREEZE), remote image snapshot controller to reduce the vibration blur (REMOTE).

For the above characteristic and technical features, which utmost meet various applications and widely apply to industrial inspection, education and research, materials analysis, precision measurement, medical analyses etc.

76600720HA Camera, Multi output 5,0MPixel	€ 375,00
--	----------

Camera, USB3.0, CMOS 3,1MPixel

Through HDMI interface stream video to HDTV. Easy connecting to other equipment on the production line with the C-mount optical interface.

High-resolution and high frame rate, perfect color reproduction, highly integrated and compact, low failure rate and stable performance.

1280 x 720 (720P) resolution to match the current high-definition displayer on the market.

Supporting various OSD cursors which can be toggled On/Off (functions shift as users press the button). The OSDs including: scale, double horizontal line, double vertical line, double cross line, Tri-cross line.

The other function buttons including automatic white balance and exposure on/off (AEWB), saving images to SD card (SAVE), video stream and freeze on/off (FREEZE), remote image snapshot controller to reduce the vibration blur (REMOTE).

For the above characteristic and technical features, which utmost meet various applications and widely apply to industrial inspection, education and research, materials analysis, precision measurement, medical analyses etc.

76601080HA Camera, HDMI+USB 5,0MPixel	€ 650,00
--	----------





76415

Plastic dustcover for adapter 7608

76415 Plastic dustcover € 12,30



76408

BMS FlexCam adapter with WF10x eyepiece

76408 BMS FlexCam adapter € 46,00

764582

Microscope adapter Ø 23.2 - Ø 30mm for BMS tCam

Designed for BMS types: 11, 140, 141, 143, 144 and TS-series

764582 Microscope adapter € 12,50

764583

Microscope adapter Ø 23.2 - Ø 30.5 mm for BMS Eyepiece & C-mount camera

Designed for BMS microscopes: S10, S20 and ST30

764583 Microscope adapter € 12,50

76911

BMS Wifi router

Internet access point for dual 2.4/5G frequency. Will support up to 30 users simultaneously.

Specification:

- Transfer protocol: IEEE 802.11b/g/n
- Transmission rate: up to 3000 Mbps
- Frequency range: simultaneously 2,4GHz and 5 GHz
- Antenna type: built-in
- AP-mode: FAT AP
- Mult SSID: up to 8 SSIDs
- Encryption: WPA-PSK, WPA2-PSK
- Maintenance: Telnet, TFTP, FTP, HTTP, web based on windows
- Interface: Gigabit Ethernet port (1)
- Environment: Operating temperature: -10C~55C, humidity: 10%~95%
- Power supply: 12VDC, 1A

76911 BMS Wifi router € 325,00



76456

BMS microscope-TFT screen, 8 inch

Special screen to watch images which are stored on memory card or project images directly from vCam camera card.

Monitor: 8", TFT

76456 microscope-TFT screen € 99,00

76410

Plug-in adapter C-mount 1/4 inch with compensation optics

76410 Plug-in adapter € 49,00

747036

Power supply UK for BMS EcoCam 5 & 8

- output voltage: 5V
- output current : 3000mA

747036 Power supply UK € 29,00



76407

BMS FlexCam adapter Ø 35mm

76407 BMS FlexCam adapter € 12,80

76420

Plug-in adapter C-mount 1/2 inch with compensation optics

76420 Plug-in adapter € 49,00



766LB035X

0,35x C-mount for Labomed

766LB035X € 165,00



766LB050X

0,50x C-mount for Labomed

766LB050X € 165,00



766LB065X

0,65x C-mount for Labomed

766LB065X € 180,00



766LB075X

0,75x C-mount for Labomed

766LB075X € 180,00

766LB01X

1,0x C-mount for Labomed

766LB01X 1,0x C-mount for Labomed



766MQD42000

1,00x C-Mount for Nikon

766MQD42000 € 165,00



766MQD42035

0,35x C-Mount for Nikon

766MQD42035 € 200,00



766MQD42055

0,55x C-Mount for Nikon

766MQD42055 € 200,00



766MQD42070

0,70x C-Mount for Nikon

766MQD42070 € 200,00



766N2179000

0,63X C-Mount for Olympus

766N2179000 € 180,00



766N2691500

0,35X C-Mount for Olympus

766N2691500 € 180,00



766N2691600

0,5X C-Mount for Olympus

766N2691600 € 180,00



766108016

Adapter ring, 23,2 to 30,5 mm

766108016 Adapter ring € 7,50

76403

Lens 8mm for BMS FlexCam

76403 Lens 8mm € 205,00



766108017

Adapter ring, 23,2 to 31,75 mm

766108017 Adapter ring € 7,50

76401

Lens 25mm

76401 Lens 25mm € 205,00



766108027A

Aluminium adapter, 27,2 mm

766108027A € 25,00

76395

Aluminium case for BMS EcoCam

76395 Aluminium case € 63,90

74716

Lens 8mm, spare lens for EcoCam

74716 Lens 8mm € 74,00



BMS DIGITAL MICROSCOPES

Microscope BMS 037 LED, digital

Two microscope types in ONE - incident and transmitted light microscope!

The new BMS 037 LED is an ideal starter microscope for hobbyists.

The microscope's stability is optimized by the robust stand's and bases' construction. Because of its cleverly placed handle in the stand the BMS 037 LED will move effortlessly wherever you need it to be.

The enhanced LED illumination combines the advantages of an incident light type with a transmission type to a handy combined microscope. The transmitted and incident light are separately operable and are adjustable by a dimmer.

Specifications

- Eyepiece: WF10x/18mm, locked
 - Tube: 45° inclined
 - Head: 360° rotatable
 - Focussing mechanism: coarse focussing knobs
 - Nosepiece: triple
 - Objectives: DIN achromatic 4x, 10x and 40x (spring loaded)
 - Stage: with 2 stage clips and slide protection
 - Condenser: fixed, N.A. 0,65 with a six aperture disc diaphragm
 - Illumination: 1 LED incident and 1 LED transmitted light; incident light only suitable for the 40x and 100x magnification range
 - Magnification: 40x, 100x and 400x
 - Power supply: through 3 rechargeable AA batteries 1300mA
 - Camera: 1/3 inch CMOS with DSP
 - Resolution: 1280x1024 pixels (horizontal/vertical)
 - Frame rate: 15fps at 1280x1024 pixels; 30fps at 640x480 pixels
 - Pixels: 1,350,000
 - Digital port: USB 2.0, cable ca. 190cm
- Including: dust cover, 3 rechargeable AA batteries 1300mA, USB cable, BMS_pix software and adapter with charge indicator

Product code:75938 Brand:BMS Available:27/02/2013 No alternative products found.
 Microscope BMS 037 LED Pro
 75939, BMS, per piece Available
 27/02/2013 Order Quantity



75937	Microscope BMS 037 LED, digital	€ 250,00
--------------	---------------------------------	----------

75937

Microscope BMS 100 FL digital 1,3 MP

- Eyepiece: WF10x/18mm with pointer, locked
 - Tube: 45° inclined
 - Head: 360° with inbuilt digital camera module 1,3 megapixels
 - Nosepiece: triple
 - Objectives: DIN achromatic 4x, 10x and 40x (spring loaded)
 - Focussing mechanism: coarse and fine focussing knobs with slip clutch and slide protection
 - Stage: 115 x 120mm with 2 stage clips
 - Condenser: fixed, N.A. 0,65, with iris diaphragm and filter holder with blue filter
 - Illumination: adjustable high power LED, rechargeable
 - Input: 7,5V-300mA
 - Magnification: 40x, 100x and 400x
 - Detachable power cord
 - Camera: 1/3 inch CMOS with DSP
 - Resolution: 1280x1024 pixels (horizontal/vertical)
 - Frame rate: 15fps at 1280x1024 pixels; 30fps at 640x480 pixels
 - Pixels: 1,350,000
 - Digital port: USB 2.0, cable ca. 190cm
- Product code:76458 Brand:BMS Available: Sufficient stock
 Sensor type: CMOS Sensor: 1/3 in Pixel size: 3.6 x 3.6 µm Sensitivity: 1 Resolution: 1280 X 1024 pixels Frame rate: 15 frames/sec @ 1280 X 1024 Wave length: 400-650 nm Dynamic range: 71 dB Exposure range: ERS (Electronic Rolling Snap) Camera body: Round body, Ø 60 mm loose C-mount compensation optics Stereo adapter Ø 30mm Stereo adapter Ø 30.5 mm USB cable, 1.8 m Installation CD with complete software Operating system: Windows XP, Vista, W7, W8 & Mac 10.6 Spark compatible: yes No related items found.



76022	Microscope BMS 100 FL digital 1,3 MP	€ 299,00
--------------	--------------------------------------	----------

76022

Zoom stereo microscope BMS 143 with USB camera 3 megapixels



- Eyepieces: two WF10x/22mm with high-eyepoint eyepieces
- Tube: 45° inclined, with dioptic compensation on one tube
- Head: 360° rotatable, with inbuilt camera
- Interpupillary distance: 50mm to 76mm adjustable
- Zoom objective: stepless adjustable 0.7x to 4.5x
- Magnification: 7x to 45x
- Working distance: 108mm
- Focusing: coarse focussing knobs on both sides with tension control
- Height adjustment by the pole by rack and pinion
- Illumination: incident and/or transmitted adjustable halogen illumination, 12V-15W
- Power supply: 220V-230V
- Detachable power cord

Specifications camera

- Camera: 1/2 inch CMOS with DSP/MTF
 - Sensitivity (v/lux-sec@550nm): 1.5
 - Resolution: 2048x1536 (horizontal/vertical), 6fps at 2048x1536
 - Pixels: 3,145,000
 - Wave length: 400-650 nm
 - Dynamic range: 75 dB
 - Digital port: USB 2.0, cable ca. 190cm
 - Operating system: Windows XP (SP 2/3) and Vista
- Including: dust cover, eye caps, manual, Ø 95mm black/white plate and frosted glass plate, BMS PhotoLib Software

749597

749597 Zoom stereo microscope BMS 143 with USB camera 3 MP€ 999,00



CxL LED digital microscope, 3 MP camera

Microscope Specifications:

- Optical system: Antifungal Finite optical system
- Stand: Single mold sturdy stand with antirust materials. Extended base with hand rests for enhanced stability and comfort
- Viewing Bodies: Rotating binocular tube, 45° inclined, 360° rotatable when locked-in, Interpupillary distance 54-74mm with fixed 3.1 mega pixel camera module iVu 3100
- Eyepieces: Wide Field focusable paired eyepiece WF 10x/18mm, with foldable eyeguard, lockable, antifungal coating
- Nosepiece: Quadruple nosepiece (Ball-bearing type) with rubber grip
- Objectives: LP series DIN Semi-Plan Achromatic objectives, antifungal 4x/NA 0.10/WD 8.83mm, 10x/NA 0.25/WD 0.66mm, 40x (spring)/NA 0.65/WD 0.49mm 100x (spring loaded, oil)/NA 1.25/WD 0.14mm
- Mechanical Stage: Rectangular stage plate size 135 x 124mm, X/Y travel range 76 x 50mm. Low drive movement controls.
- Condenser: Sub-stage Abbe condenser NA 1.25 with aspheric lens. Iris diaphragm with snap-in blue filter. Rack and pinion movements on metal guides.
- Focusing: Feather touch tension adjustment free co-axial coarse and fine focusing for ultra smooth movement. Fine focus graduation 0.3mm per rotation
- Illumination: LED illumination, variable illumination control, rechargeable battery, LED life up to 50,000 hours.
- Electrical: Universal input 100V-240V AC, 50/60 Hz

Camera Specifications:

- Sensor: 1/2 inch 3.0 Megapixel Color CMOS
- Active area: 4.52mm x 3.40mm
- Sensor resolution: 2048 x 1536 pixels
- Scan Mode: Progressive
- Pixel Size: 2.2 x 2.2µm
- Digitization: 12 Bit RGB
- Pixel clock: 48 MHz
- Dynamic range: 56 dB (measured at 10 ms exposure)
- Max. exposure: 2S (Automatic Exp, WB, BL)
- Frame rate: 30 fps (640 x 480)
- Image resolution: Standard: 2048 x 1536, Binning 1024 x 768 and 640 x 480
- Digital interface: USB 2.0
- Optical connection: C-Mount
- Power consumption: approx. 1.9W
- Ambient conditions: Temperature: -30°C ...+70°C,
- Humidity: up to 80%, not Condensing
- System requirements: Microsoft XP/Vista/7
- Ghz CPU, 2GB RAM (if 1GB, recommend 64MB graphics card), USB 2.0
- PixelPro™ Image Analysis Software for capturing still images and videos. Software provides an easy to navigate user interface designed for routine analysis. Control features include Auto White Balance and Auto Exposure adjustments, Picture quality adjustments, Annotations, Measurement functions & Calibration, Region of Interest selection, Archival of images in an easy to use gallery, and a variety of resolutions to view images at. Software is compatible with Windows XP/Vista/7 Operating Systems
- Package: USB cable, software CD
- Packed in styrofoam box, with operation manual, allen wrench, Nylon dust cover, cleaning cloth, power cord, spare bulb, spare fuse and 10ml immersion oil TYPE A.



9135500

9135500 CxL LED digital microscope, 3 MP camera € 1850,00



POLARISATION MICROSCOPES
Microscope BMS 1001RMS

The BMS 1001 microscope is a high quality, robust and well equipped microscope ideal for school, study and hobby purposes. The microscope's stability is optimized by the robust stand's and bases' construction.

The transmitted light illumination of BMS 1001RMS is performed by a LED with dimmer (for continuous variation of light intensity). All objectives are DIN achromatic Semi Plan. With the 10x wide field eyepiece you get a total magnification range of 40x-200x (optional 400x, 600x and/or 1000x).

The optical ingredients provide sharp, clear and true-colour images with high-contrast. The microscope has a 360° rotatable monocular viewing and standard coarse and fine focusing drive.

With useful accessories you can build this microscope into a more powerful system.

- **Eyepiece:** Wide field 10x/18mm with pointer, locked
- **Tube:** 45°
- **Head:** 360° rotatable with switchable analyzer
- **Nosepiece:** quadruple
- **Objectives:** DIN achromatic Semi Plan 4x, 10x and 20x (spring loaded). You can opt for 40x, 60x and/or 100x
- **Focussing mechanism:** coarse and fine focus controls
- **Stage:** with 2 stage clips
- **Condenser:** fixed, N.A. 0,65 with disc diaphragm
- **Disc diaphragm:** 3x standard holes, 1x polarizer, 1x darkfield
- **Illumination:** LED (15-20W) with dimmer
- **Magnification:** 40x, 100x and 200x (optional expandable :400x, 600x and 1000x)
- **Voltage:** 230V / 50Hz Including: dust cover, manual, power cord and tension wrench



760247

760247 Microscope BMS 1001RMS

€ 225,00

Microscope BMS 136 PLAsQ POL Halogen

Polarizing microscope

- **Eyepiece:** WF10x/18mm
- **Tube:** 45° inclined, not rotatable
- **Nosepiece:** quadruple
- **Objectives:** DIN achromatic 4x, 10x and 40x (spring loaded). Positive click stops provided with ribbed grips for easy rotation mounted on a precision ball bearing mechanism for smooth and accurate alignment.
- **Focussing:** co-axial ball bearing guideways coarse and fine focussing knobs on both sides, with covers on the knobs.
- **Stage:** rotatable and round object table with scale. Approx Ø: 125mm with fine vernier gradations. Provided with stage clamps for holding the specimen.
- **Sub-stage condenser:** Abbe condenser N.A. 1.25 in centrable holder, adjustable in height through rack and pinion. The condenser has a filter holder, removable blue filter and a built-in iris diaphragm
- **Illumination:** built-in, adjustable halogen illumination 12V-20W
- **Magnification:** 40x, 100x and 400x
- **Power supply:** 220-240V/50Hz with fuse Including: detachable power cord, dust cover, blue filter and manual.

Complete electrical system is CE approved and tested.



74777

74777 Microscope BMS 136 PLAsQ POL Halogen

€ 379,00

Microscope BMS D1-223 POL PLAN

This trinocular microscope is specially designed for research in the field of geology, petrography, mineralogy and medical science.

Trinocular microscope with high resolution plan objectives and two wide field eyepieces with plan optics. The high standard optics provide a clear, sharp, colourful and rich in contrast image. The firm and solid construction of the stand guarantee the stability of the microscope.

The integrated stage can be easily rotated and can be positioned in an easy and accurate way. The rotatable polarizer is attached to the in height adjustable Abbe condenser (NA 1.25). All optical surfaces of eyepieces and objectives have been treated an anti-fungus coating.

The lamp house has a Köhler illumination, with iris diaphragm, and carries the LED illumination. This new generation LED delivers an amount of light that best can be compared with a 30 Watt halogen light source. The spectrum of the LED illumination is similar to natural day light. This is comfortable and restful for the eyes.



Technical specifications

- **Eyepieces:** WFP 10x/18mm, with foldable eye guards, anti-fungus coating.
- **Tubus:** 45° inclined, 160mm mechanical tube length, with grub screw to lock in the eyepiece.
- **Head:** trinocular, 360° rotatable, with lock bolt and milled edged screw. IPD 50 - 72mm. Built-in Bertrand lens with focussing knob. Bertrand lens and analyzer can be removed.
- **Analyzer:** pull out mechanism with graduation, mounted in head.
- **Nosepiece:** quadruple, ball bearing type.
- **Objectives:** DIN Plan achromatic High Resolution, 4x (N.A. 0.10), 10x (N.A. 0.25), 40x (N.A. 0.65) spring loaded (for slide protection). Objectives can be centered.
- **Focusing:** coaxial coarse and fine adjustment on both sides. Fine adjustment is supplied with a scale division. Each division equals 0.0015mm (0.30mm/rotation).
- **Stage:** circular, ball bearing, with graduation, can be rotated over 360°, 160mm diameter with locking screw. With removable stage clips.
- **Compensation filters:** sliders. Quartz, mica 1/4 and gypsum red 1st order.
- **Condenser:** Abbe condenser (N.A. 1.25) in holder, to be centered by means of screws. Adjustable in height via rack and pinion. With iris diaphragm (0 - 100% adjustable). The polarizer is mounted under the condenser.
- **Illumination:** new generation LED (3 Watt). Light intensity is continuously variable by means of potentiometer. Intensity comparable with 30W halogen. Köhler illumination, with iris diaphragm.
- **Life span LED:** approx. 50,000 hours.
- **Voltage:** 90 - 240 V / 50 Hz. The electric circuit is protected by a dual fuse system.
- Detachable power cord. Objectives and condenser can be centered in order to guarantee excellent polarisation observations.

Supplied with dust cover and user manual.


7462355 Microscope BMS D1-223 POL PLAN

€ 1750,00

7462355



Microscopes



ILLUMINATION


75724

BMS ring light 60 LEDs for BMS 11 & 140-144

- Mounting-Ø: 45 to 60 mm
- Amount of LEDs: 60 high-power LEDs
- Light intensity: adjustable 0-100%
- Colour temperature: 6500K
- Designed for stereo microscopes BMS 11 and 140-144
- **NO** mounting adapter (75021) included for BMS 11 and 140-144
- Input voltage: 12 VDC, 600 mA
- Comes complete with Euro power supply 100~240 VAC

75724	BMS ring light 60 LEDs for BMS 11 & 140-144	€ 65,00
--------------	---	---------



75723

BMS ring light 60 LEDs, adjustable, 4Q

- 4 segments adjustable on/off
- Mounting-Ø: 45 to 60 mm
- Amount LEDs: 60 high-power LEDs
- Light intensity: adjustable 0-100%
- Inner-Ø: 60 mm
- Colour temperature: 6500 K
- Designed for stereo microscopes: BMS 11 and 140-144
- **NO** mounting adapter (75021) included for BMS 11 and 140-144
- Input voltage: 12 VDC, 600 mA
- Comes complete with Euro power supply 100~240 VAC

75723	BMS ring light 60 LEDs, adjustable, 4Q	€ 120,00
--------------	--	----------



75725

BMS ring light 56 LEDs, adjustable

- Mounting-Ø: 45 to 60 mm
- Amount of LEDs: 56 high-power LEDs
- Light intensity: adjustable
- Designed for stereo microscopes BMS 11 and 140-144
- **NO** mounting adapter (75021) included for BMS 11 and 140-144
- Comes complete with power supply and control unit for stepless adjustable light intensity

75725	BMS ring light 56 LEDs, adjustable	€ 149,00
--------------	------------------------------------	----------



75720

BMS PL ring light

- Mounting-Ø: 45 to 60 mm
- Light intensity: not adjustable
- Designed for stereo microscopes BMS 11 and 140-144.
- **NO** mounting adapter (75021) included for BMS 11 and 140-144.
- Comes complete with power supply.

75720	BMS PL ring light for BMS 11 and 140-144 series	€ 65,00
--------------	---	---------



Microscopes



BMS DISSECTION



Dissecting set without case

- forceps
- needle
- spatula
- scalpel
- seeker
- pair of scissors
- dropper

74208 Dissecting set without case € 6,25

74208



Dissecting set

This simple set is supplied in a stackable transparent plastic box. All parts are also sold separately.

This set consists of:

- 16610: needle with holder, straight (2x)
- 16591: microscopic forceps (fine tip) 130mm
- 16884: scissors, straight, sharp points 105mm
- 16910: scalpel handle No.4
- 16911: set of 5 blades, slightly curved
- 16641: plastic box, stackable

16637 Dissecting set € 12,20

16637



Dissecting set

This simple set is supplied in a stackable transparent plastic box. All parts are also sold separately.

This set consists of:

- 16610: needle with handle, straight (2x)
- 16591: microscopic forceps (fine tip) 130mm
- 16884: scissors, straight, sharp points 105mm
- 16910: scalpel handle No.4
- 16911: set of 5 blades, slightly curved
- 15903: 2 in 1 magnifier, Ø 60 and Ø 20mm, magnification 3x and 6x
- 16641: plastic box, stackable

16639 Dissecting set € 13,15

16639



Dissecting set, 5-parts in imitation leather case

- 16884: scissors, straight, sharp points, 105mm
- 16591: straight forceps, sharp points 130mm
- 16910: scalpel handle No.4, 110mm
- 16610: needle, straight
- 16911: set of 5 blades, sharp points

166455 Dissecting set, 5-parts in case € 11,00

166455

Pure white BMS round cover slips, 100 pieces

- Ø 13 mm
- thickness: 0.09 - 0,13 mm
- in plastic box

11394	Pure white BMS round cover slips	€ 1,30
--------------	----------------------------------	--------

11394

Pure white BMS cover slips, 100 pieces

- packet in transparant box
- size: 22x64 mm
 - thickness: 0.13-0.17mm

11383	Pure white BMS cover slips	€ 1,75
--------------	----------------------------	--------

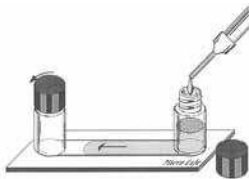
11383

Pure white BMS cover slips, 80 pieces

- size: 22 x 50 mm
- thickness: 0.17 - 0.20 mm
- in plastic box

11391	Pure white BMS cover slips	€ 1,75
--------------	----------------------------	--------

11391



12295

Micro life objectglas

Gebruik nu uw levende materiaal direct onder de microscoop met dit doorstroom objectglas. Ideaal voor het practicum.

12295	Micro life micro slide	€ 42,90
--------------	------------------------	---------

BMS microscope slides with single cavity, 50 pieces per box

- ISO 9001
- Size 76x26mm
- Ground edges
- With ground-in and polished cavity Ø 15 - 18mm
- Thickness: 1.0 - 1.2mm

12290	BMS microscope slides	€ 11,80
--------------	-----------------------	---------

12290



Stage micrometer graticule 1mm in 0.01mm

77090	Stage micrometer graticule 1mm in 0.01mm	€ 22,40
--------------	--	---------

77090



Surgical/Tissue forceps 2 x 3 teeth

- Length: 140mm
- To grasp and separate the skin and connective tissue on specimens during dissection
- Made of stainless steel
- Corrugated sides
- 2 x 3 teeth

16598	Surgical/Tissue forceps 2x3 teeth 140mm	€ 2,80
--------------	---	--------

16598





16629

Cartilage knife

- Stainless steel

16629 Cartilage knife € 4,80



16611

Seeker/Probe with handle

16611 Seeker/Probe with handle € 2,65



16630

Double-End Seeker/Probe

- double-ended
- length: ca. 130mm

16630 Double-End Seeker/Probe € 1,45



16635

Sectioning Razor

flat one side, the other being hollow ground

16635 Sectioning Razor € 4,50



16646

Dissecting tray with wax

- High-quality
- Work surface: 14x22 cm
- Type: beeswax
- Material tray: stainless steel
- Product dimensions: 310 x 200 x 50 mm
- Well suited for laboratory work and school purposes
- Reusable after melting the wax

16646 Dissecting tray with wax € 21,00

Dissecting tray I

- size: 25 x 18 cm

166462.1 Dissecting tray I € 18,50

Dissecting tray II

- size: 30 x 21 cm

166464.1 Dissecting tray II € 19,90

Dissecting tray III

- size: 34 x 25 cm

166466.1 Dissecting tray III € 22,90

166462.1

166464.1

166466.1



Paper scissors

- length: 250mm
- stainless steel

16882	Paper scissors 250mm	€ 3,23
--------------	----------------------	--------



Pair of scissors

- sharp points, blund
- length: 140 mm
- stainless steel

16883	Pair of scissors sharp points/blund 140 mm	€ 2,95
--------------	--	--------



Microscopic scissors

- straight, sharp points
- length: 105mm
- stainless steel

16884	Microscopic scissors, straight/sharp points 105 mm	€ 3,25
--------------	--	--------



Curved microscopic scissors

- sharp points
- length: 105mm
- stainless steel

16885	Curved microscopic scissors, sharp points 105 mm	€ 3,70
--------------	--	--------



Paper scissors

- length: 170 mm
- stainless steel

16886	Paper scissors 170 mm	€ 4,30
--------------	-----------------------	--------



Scalpel handle No.3, 100mm

16909	Scalpel handle No.3, 100mm	€ 2,85
--------------	----------------------------	--------



Scalpel handle No. 4, 110mm

16910	Scalpel handle No. 4, 110mm	€ 2,10
--------------	-----------------------------	--------



Steel, lancet shaped scalpel blade, No.23, 35mm for 16910 No.4, 5 pieces

16911	Steel, lancet shaped scalpel, No. 23	€ 1,00
--------------	--------------------------------------	--------

16882

16883

16884

16885

16886

16909

16910

16911



Folding linen tester magnifier

This linen tester is a compact, fold out loupe magnifier featuring a 7.5x power 19mm lens. It contains markings in both inches and millimeters for easy measuring of small parts. Perfect for stitch counting or anything requiring accurate small measurements. This magnifier is portable, lightweight and folds flat for storing when not in use.

- Lens Ø: 19mm
- Magnification: 7.5x

15912 Folding linen tester magnifier € 4,60

15912



Aplanatic hand magnifier

- Lens Ø: 18mm
- Magnification: approx. 10x

15907 Aplanatic hand magnifier € 12,00

15907



Hand magnifier

- round magnifier
- lens Ø: 75mm
 - magnification: 3x
 - spherical plastic handle

15905 Hand magnifier 3x/ Ø 75mm € 5,00

15905



Hand magnifier

- round magnifier
- lens Ø: 50mm
 - magnification: 3x
 - spherical plastic handle

15904 Hand magnifier 3x/Ø 50mm € 3,80

15904



Magnifying glass on stand

Prefocused dual lenses for viewing insects, plants, coins, stamps, maps, books, graphics etc. Clear acrylic base permits ambient light to illuminate subject for clear, bright viewing

- Hands-free observation
- Magnification: 5x
- Housing Ø: 100 mm
- Lens Ø: 75 mm

15902 Magnifying glass on stand 5x/Ø 75mm € 7,70

15902



Magnifier with stand

Permits the use of both hands. Heavy metal base makes this a sturdy magnifier.

- metal base
- 3-way head
- lens Ø: 90mm
- magnification: 2.5x and 6x
- with LED illumination and batteries

15900 Stand Magnifier 2.5x and 6x, Ø 90mm € 16,00

15900





PRIMARY

Two-Way Bug Viewer with handles

This Two-Way Viewer allows you to view an object from two different angles, top and bottom. Small objects like insects, grass and leaves can be placed in the tray and viewed from both angles. In addition, two people can view an object at the same time. By switching eyepieces they will be able to see the top and bottom of the object.

- magnification 4x, allows two people to observe simultaneously
- top and bottom view
- easy grip handles
- plastic spider
- not recommended for children under 5 years of age

77807	Two-Way Bug Viewer	€ 4,30
--------------	--------------------	--------

77807

Three section bug viewer

- Magnification 2x and 3,5x
- compact and removable design with grid
- plastic spider

74215	Three section bug viewer	€ 2,50
--------------	--------------------------	--------

74215

Bug viewer

Double magnifying glass to observe insects, permitting the viewing of living insects due to its air vent system. Also useful for observing aquatics, feathers, flowers, leaves, coins and other small objects.

- Large lens diameter 45mm
- Small lens diameter 35mm
- Magnifications 2x and 4x
- Jar dimensions 70 x 70 x 75mm
- Suitable for ages 4 and up Bug viewer comes complete with plastic spider.

77812	Bug viewer 2x/4x, 150 ml	€ 2,25
--------------	--------------------------	--------

77812

Two section bug viewer

- movable, with grid for measurement and ventilation holes
- compact design
- plastic spider

74214	Two section bug viewer	€ 1,90
--------------	------------------------	--------

74214

Insectenloep

Compact model met schaal en ventilatie. Levering is inclusief kunststof spin.

77816	Bug viewer	€ 1,80
--------------	------------	--------

77816

Magnifier with stand

Permits the use of both hands. Heavy metal base makes this a sturdy magnifier.

- metal base
- 3-way head
- lens Ø: 90mm
- magnification: 2.5x and 6x
- with LED illumination and batteries

15900	Stand Magnifier 2.5x and 6x, Ø 90mm	€ 16,00
--------------	-------------------------------------	---------

15900



74204

Set of slides, set 1

- 6 slides with 3 objects (in total 18), with liquids, grasshopper, medicaments and starch

74204	Set of slides, set 1	€ 7,90
--------------	----------------------	--------

74205

Set of slides, set 2

- 6 slides with 18 assorted specimens, micro film, natural fibres, insects, algae, vitamins and fungi

74205	Set of slides, set 2	€ 7,90
--------------	----------------------	--------



74208

Dissecting set without case

- forceps
- needle
- spatula
- scalpel
- seeker
- pair of scissors
- dropper

74208	Dissecting set without case	€ 6,25
--------------	-----------------------------	--------



74213

Model Torso

- natural colours
- 27cm
- 8 parts

74213	Model Torso	€ 27,50
--------------	-------------	---------



77A10BR

Basis Skeleton

- Economically priced, simple Version for school use.
- Rotation joints at shoulder and hip, moveable legs and arms.
- Arms and Legs can be removed.
- Delivered on 4-leg stand on castors.
- Height 165cm

77A10BR	Basis Skeleton	€ 149,00
----------------	----------------	----------



742138

Stethoscope

- Just like the one your doctor uses

742138	Stethoscope	€ 9,90
---------------	-------------	--------



77539

Pumping heart

The 3D working heart features a detailed clear heart with chambers that represent the atrials and ventricles. Veins and arteries of clear tubing connect to body parts shown by the engravings on the display stand.

- Squeeze bulb pumps simulated blood through clear heart chambers just like a real heart does
- Height: 28 cm
- Complete with instructions for assembling
- Acrylic paint and brush are included

77539	Pumping heart	€ 11,00
--------------	---------------	---------


Insects exploring kitnot suitable for children under 6 years

- multi-level ant house
- two way bug viewer with handles
- fully illustrated colour instruction booklet

74221 Insects exploring kit

€ 7,50

74221



Microscopes



BMS A6
BMS C2-series
Inverted microscope
Inspection
Spectrophotometer

116
117
120
121
122

BMS A6

Microscope BMS A6-220

The BMS A6 series is specially designed to meet all demands for high standard laboratory work, (hospital) research and universities.

Specifications

- Eyepieces: WF 10x/22 mm, high eyepoint
- Tube: Binocular, 30° inclined, Siedentopf, IPD 48 - 75 mm
- Head: 360° rotatable
- Nosepiece: Quintuple
- Objectives: Infinity, DIN Plan achromatic. 4x (0,1), 10x (0,25), 40x (0,65) with slide protection and 100x (1,25) oil, with slide protection
- Focusing: Bi-lateral, low positioned, fine and coarse focusing control with adjustable slide protection
- Stage: rectangular 185 x 142 mm, high precision XY-movement by ergonomic positioned coaxial knobs
- Condenser: Abbe condenser 0.9/1.25 NA with aspheric lens in centrable holder, height adjustable by rack and pinion
- Illumination: 12V - 50W halogen with tension control, Köhler illumination with field diaphragm



75497	Microscope BMS A6-220	€ 1750,00
--------------	-----------------------	-----------

75497

Microscope BMS A6-220, asbestos edition

The BMS A6 series is specially designed to meet all demands for high standard laboratory work, (hospital) research and universities.

Specifications

- Eyepieces: WF 12.5x mm, high eyepoint, is provided with Walton & Becket graticule
- Tube: binocular, 30° inclined, Siedentopf, IPD 48 - 75 mm adjustable
- Head: 360° rotatable
- Nosepiece: Quintuple
- Objectives: Infinity, DIN Plan achromatic. 4x (0,1), 10x (0,25), 40x (0,65) spring loaded and 100x (1,25) oil, spring loaded
- Focusing: Bi-lateral, low positioned, fine and coarse focusing control with adjustable slide protection
- Stage: rectangular 185 x 142 mm, high precision XY-movement by ergonomic positioned coaxial knobs
- Condenser: Abbe condenser 0.9/1.25 NA with aspheric lens in centrable holder, height adjustable by rack and pinion
- Illumination: 12V - 50W halogen with tension control, Köhler illumination with field diaphragm



754975	Microscope BMS A6-220, asbestos edition	€ 1950,00
---------------	---	-----------

Microscope BMS A6-223

The BMS A6 series is specially designed to meet all demands for high standard laboratory work, (hospital) research and universities.

Specifications

- Eyepieces: WF 10x/22 mm, high eyepoint
- Tube: Trinocular, 30° inclined, Siedentopf, IPD 48 - 75 mm
- Head: 360° rotatable
- Nosepiece: Quintuple
- Objectives: Infinity, DIN Plan achromatic. 4x (0,1), 10x (0,25), 40x (0,65) with slide protection and 100x (1,25) oil, with slide protection
- Focusing: Bi-lateral, low positioned, fine and coarse focusing control with adjustable slide protection
- Stage: rectangular 185 x 142 mm, high precision XY-movement by ergonomic positioned coaxial knobs
- Condenser: Abbe condenser 0.9/1.25 NA with aspheric lens in centrable holder, height adjustable by rack and pinion
- Illumination: 12V - 50W halogen with tension control, Köhler illumination with field diaphragm.



75498	Microscope BMS A6-223	€ 1850,00
--------------	-----------------------	-----------

75498

Microscope BMS C2-220 binocular, Ergo head

Efficient, flexible, stabile and comfort in use are just a few descriptions highly applicable to the BMS C2 series.

The BMS C2 series are specially designed for versatile purposes. Whether it is used for routine or laboratory purposes, or used in hospitals, research institutes, universities or colleges, it will meet all demands.

Because of higher capability with lower price and humanized configuration design, it also becomes the first choice of individual, Schools, and Scientific research organization.

The ergonomic design, low positioned controls for focusing and the mechanical stage, offers comfort in use.

Features:

- Wide field 10x/22 mm eyepieces, anti-fungus coated, with high light illumination and superior optical parts make the image clear, sharp and bright.
- Inverted nosepiece, with high quality infinity objectives, to combine ergonomic comfort and high quality viewing.
- Large stage with low positioned coaxial controlled mechanical stage and two microslide specimen holders provides more convenience for the observer. This fine tuned mechanical stage allows accurate XY-movement of the slide.
- Ergonomic positioned coaxial fine and coarse focusing mechanism for precise and accurate focusing.
- The halogen light bulb is placed on the side of the stand in a slide, which allows easy access. Changing the light bulb literally takes only a few seconds. Specifications
- Eyepieces: WF 10x/22 mm, high eyepoint
- Tube: Binocular, 20° to 45° inclined, Siedentopf, IPD 52 - 75 mm
- Head: 360° rotatable
- Nosepiece: Quintuple
- Objectives: Infinity, DIN Plan achromatic. 4x (0,1), 10x (0,25), 40x (0,65) spring loaded and 100x (1,25) oil, spring loaded
- Focusing mechanism: Bilateral, low positioned, fine and coarse focusing control with adjustable slide protection
- Stage: Rectangular 180 x 140 mm, high precision XY-movement by ergonomic positioned coaxial knobs, travel range 50 x 80 mm, two slide holders
- Condenser: Abbe condenser, 1.25 n.A., with aspheric lens in centrable holder, height adjustable by rack and pinion
- Illumination: 6V/20W halogen with tension control, Köhler illumination with field diaphragm, easy exchange bulb slide



74405	Microscope BMS C2-220 binocular, Ergo head	€ 899,00
--------------	--	----------

74405

INVERTED MICROSCOPE
BMS Inverted Metallographic Microscope


- Eyepieces: EWF10x/22mm
- Head: trinocular with adjustment of the interpupillary distance and dioptric compensation
- Nosepiece: quadruple
- Objectives: Plan DIN achromatic 10x/0.25/WD18,1, 20x/0.40/WD8,36, 50x/0.7/WD1,39 en 80x/0,8/WD1,68
- Focusing: coaxial course and fine focussing knobs on both sides.
- Stage: built-in moveable specimen holder of 180x155mm, x and y movement with coaxial knobs. The X axis is 75mm and the Y axis is 50mm. flasks and matrasses can be fitted to the table
- Condenser: in centrable holder, adjustable in height through rack and pinion, with iris diaphragm, for long working distance
- Illumination: built in, adjustable halogen illumination 6V-20W. Fitted with a field diaphragm and filter holder with blue, green, yellow, grey filter
- Photo/video applications: vertical tube for photo and video recording, which allows reflex cameras and CCD TV cameras to be used with special adapters

74570	BMS Inverted Metallographic Microscope	€ 1750,00
--------------	--	-----------

74570
BMS Inverted Universal Microscope


- Eyepieces: two WF10x/22mm with eyecaps and optional WF16x/16mm
- Tube: trinocular, 30° inclined IPD 52-75mm, Siedentopf, 360° rotatable, ergonomic tiltable 0°-25°
- Nosepiece: quadruple
- Objectives: LW series infinity corrected, true colour, long working distance DIN phase Plan achromats 4x/NA 0.10, 10x/NA 0.25, 20x/NA0.45, optional 40x/0.65 spring loaded
- Stage: rectangular 160x240mm, Petri dish holder 35mm
- Focussing: coaxial course and fine focussing knobs on both sides with tension adjustment. Course focussing knobs are provided with a slip clutch
- Condenser: N.A. 0,30, adjustable in height
- Illumination: built in, adjustable halogen illumination 6V-30W with intensity control
- Not Included: mechanical Stage, micromanipulators, fluorescence attachment, adapters for video, digital still camera, 35mm SLR camera

74575	BMS Inverted Universal Microscope	€ 2600,00
--------------	-----------------------------------	-----------

74575
Photo adapter BMS inverse microscope with 2.5x compensation optics


75584	Photo adapter BMS inverse microscope	€ 139,00
--------------	--------------------------------------	----------

75584

SPECTROPHOTOMETER
BMS SPEC 6000U Spectrophotometer


- Wavelength range 200-1000 nm, autoscan
- Slit width 2 nm
- Wavelength accuracy +/-0.5 nm +/-1.0 nm
- Wavelength setting repeatability ≤0.2 nm
- Wavelength display In steps of 0.1 nm
- Wavelength calibration Automatic at start
- Measurement range 0-125 %T -0.097-2.70 A 0-1999 C (0-1999 F)
- Photometric accuracy +/-0.002 Abs (0 to 0.5Abs), +/-0.004 Abs (0.5 to 1.0 Abs), +/-0.5 %T
- Photometric repeatability ±0.001 Abs (0 to 0.5Abs), ±0.002 Abs (0.5 to 1.0 Abs), +/-0.2 %T
- Stray light 0.15 %T (at 220,340,420 nm) 0.2 %T (at 220,340,420 nm)
- Baseline flatness ≤+/-0.005 Abs
- Baseline stability ≤0.004 Abs / 30min (at 500 nm, when measured at 2 hours after energization)
- 100%T Line noise ≤+/-0.3 %T(at 500 nm, when measured at 2 hours after energization)
- Light source Ultraviolet region :Deuterium discharge tube
- Visible region: 20W Tungsten lamp (long lifetime, socket type)
- Light source changeover point
- Automatic changeover linked with wavelength.
- Changeover point can be set with UV-Solve application software
- Automatic changeover linked with wavelength
- Changeover point is set at 340 nm.
- Display 20 X 2 LCD
- Data output Digital, RS232 serial, centronics parallel
- Application software Windows® - based UV-Solve application software / Mini - impact printer / /
- Power consumption (220V +/- 10% 50Hz 150VA) or (110 V +/- 10% 60Hz 150VA), switchable
- Standard sample holder 4-position sample holder
- Actual dimensions Spectrophotometer mainframe 456 W X 375 D X 220 H mm (18.0 W x 14.8 D x 8.7 H in)
- Net weight 18.5 Kg (41 lbs.)
- Shipping dimensions Paperboard container 625 W X 520 D X 348 H mm (24.6 W x 20.5 D x 13.7 H in)
- Shipping weight 24.5 Kg (54 lbs.)


17025

17025 BMS SPEC 6000U Spectrophotometer

€ 4750,00



Microscopes





Microscopes



Systèmes Didactiques s.a.r.l.

Equipement pour l'enseignement expérimental, scientifique et technique
www.systemes-didactiques.fr

Systèmes Didactiques
Savoie Hexapole - Actipole 3 - rue Maurice Herzog
F 73420 Viviers du Lac
Tél : 04 56 42 80 70 Fax : 04 56 42 80 71
xavier.granjon@systemes-didactiques.fr

Génie Mécanique, Génie Thermique, Génie des Procédés, Mécaniques des fluides,
Physique, Chimie, Modèles anatomiques et végétaux, Microscopes, SVT,
Génie électrique, Automatismes, Régulation, Télécommunications,
Energies renouvelables, Solaire, Piles à Hydrogène, Mobilier